

QUANT ANALYZER PORTFOLIO REPORT

Swing Sniper

TOTAL PROFIT

\$ 379059.58

PROFIT IN PIPS 31733514.5 PIPS
 YRLY AVG PROFIT \$ 69980.23
 YRLY AVG % RET 69.98 %
 CAGR 29.84 %

# OF TRADES	SHARPE RATIO	PROFIT FACTOR	RETURN / DD RATIO	WINNING %
767	0.28	2.11	40.11	48.63 %
DRAWDOWN	% DRAWDOWN	DAILY AVG PROFIT	MTHLY AVG PROFIT	AVERAGE TRADE
\$ 9449.57	4.65 %	\$ 365.18	\$ 5831.69	\$ 494.21
ANNUAL% / MAX DD%	R EXPECTANCY	R EXP SCORE	SQN	SQN SCORE
6.42	0.57 R	80.52 R	8.58	4.08

generated by Quant Analyzer



STRATEGIES IN PORTFOLIO

#	Name	Symbol	Timeframe	Net Profit (\$)	Net Profit (pips)	# of Trades	Sharpe Ratio	Profit Factor
S2	EU 4h 15min	EU 4h 15min	unknown	\$ 55695.4	1116.8 pips	143	0.25	1.81
S3	Gold 2h 5min ASIA	Gold 2h 5min ASIA	unknown	\$ 38048.18	2251700 pips	95	0.28	1.9
S4	Gold 2h 5min LND	Gold 2h 5min LND	unknown	\$ 28442.84	1831500 pips	50	0.32	2.18
S5	Gold 2h 6min	Gold 2h 6min	unknown	\$ 55117.99	5928600 pips	94	0.35	2.84
S6	Gold 4h 10min	Gold 4h 10min	unknown	\$ 29125.72	3513400 pips	82	0.23	1.71
S7	Gold 6h 10min	Gold 6h 10min	unknown	\$ 51724.54	9157900 pips	109	0.32	1.98
S8	Gold 8h 12min	Gold 8h 12min	unknown	\$ 42824.42	9046600 pips	79	0.35	2.36
S9	UJ 4h 20min	UJ 4h 20min	unknown	\$ 78080.49	2697.7 pips	115	0.39	2.52

#	Name	Return / DD Ratio	Winning %	Drawdown	% Drawdown	Yearly avg. profit	Monthly avg. profit	Daily avg. profit
S2	EU 4h 15min	7.35	48.25 %	\$ 7580.15	6.07 %	\$ 10796.34	\$ 898.31	\$ 204.01
S3	Gold 2h 5min ASIA	9.16	50.53 %	\$ 4152.98	3.57 %	\$ 9516.05	\$ 792.67	\$ 258.83
S4	Gold 2h 5min LND	6.03	52 %	\$ 4716.17	4.18 %	\$ 9488.53	\$ 790.08	\$ 351.15
S5	Gold 2h 6min	12.24	38.3 %	\$ 4504.61	4.25 %	\$ 13791.22	\$ 1148.29	\$ 288.58
S6	Gold 4h 10min	6.03	46.34 %	\$ 4830.41	3.99 %	\$ 7416.4	\$ 619.7	\$ 167.39
S7	Gold 6h 10min	8.52	47.71 %	\$ 6072.82	4.28 %	\$ 11275	\$ 940.45	\$ 219.17
S8	Gold 8h 12min	7.65	50.63 %	\$ 5596.56	5.27 %	\$ 10082.71	\$ 839.69	\$ 214.12
S9	UJ 4h 20min	14.88	55.65 %	\$ 5246.37	4.62 %	\$ 16702.44	\$ 1394.29	\$ 228.31

MONTHLY PERFORMANCE (\$)

Year	Jan	Feb	Mar	Apr	May	Jun	Jul	Aug	Sep	Oct	Nov	Dec	YTD
2026	14007.8	1300.14	10640.69	14500.62	6745.84	0	0	0	0	0	0	0	47195.09
2025	3379	4166.16	4953.25	-7169.2	2041.28	11885.38	4384.69	3972.62	5218.19	7775.46	11477.72	5996.64	58081.19
2024	-2867.27	10323.65	-526.77	16962.51	4196.3	5649.79	-5667.25	6183.29	11515.27	14936.98	5428.16	6002.74	72137.4
2023	6885.79	1954.99	14671.99	-104.88	8027.76	10366.67	-9271.76	8610.12	13255.77	12122.38	3739.1	-788.52	69469.41
2022	1245.4	2572.87	-1050.95	11138.65	9433.63	-5985.77	4786.15	14999.79	3223.59	12682.45	6233.87	1157.45	60437.13

STATS

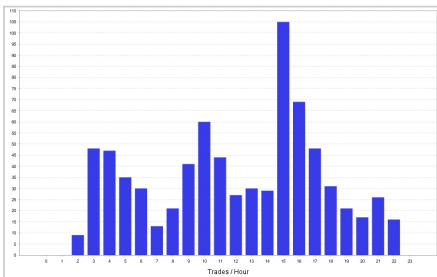
Strategy

Wins/Losses Ratio	0.95	Payout Ratio (Avg Win/Loss)	2.23	Average # of Bars in Trade	0
AHPR	0.21	Z-Score	-0.41	Z-Probability	65.91 %
Expectancy	494.21	Deviation	\$ 1594.71	Exposure	-99999999 %
Stagnation in Days	86	Stagnation in %	4.41 %		

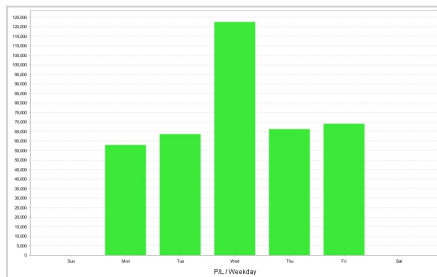
Trades

		# of Wins	373	# of Losses	394	# of Cancelled/Expired	0
Gross Profit	\$ 721464.55	Gross Loss	\$ -342404.97	Average Win	\$ 1934.22	Average Loss	\$ -869.05
Largest Win	\$ 3145.57	Largest Loss	\$ -2307.59	Max Consec Wins	11	Max Consec Losses	10
Avg Consec Wins	1.96	Avg Consec Loss	2.08	Avg # of Bars in Wins	0	Avg # of Bars in Losses	0

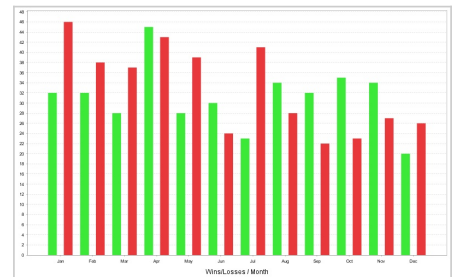
CHARTS



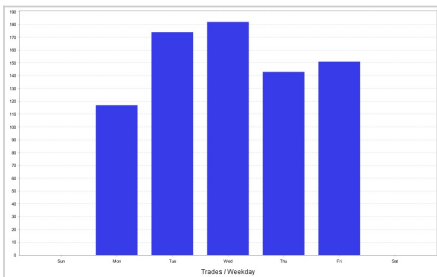
Trades by hour



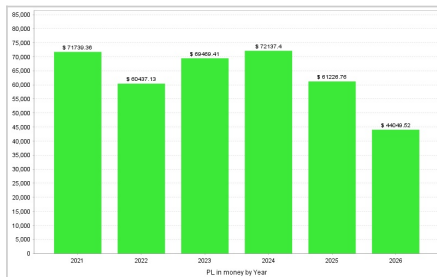
P/L by weekday



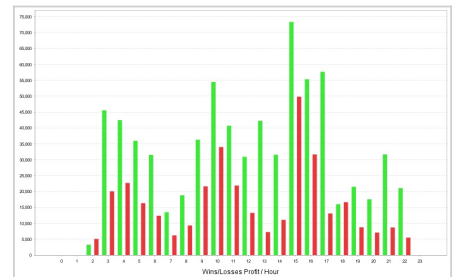
Wins/Losses by month



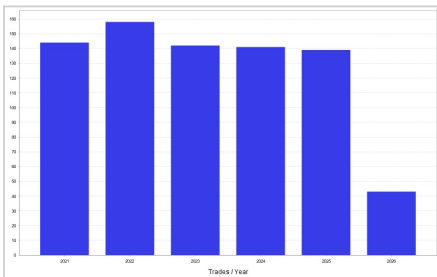
Trades by weekday



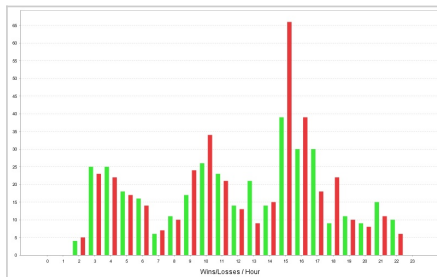
P/L by year



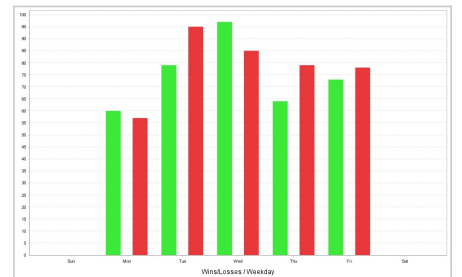
Wins/Losses Profit by hour



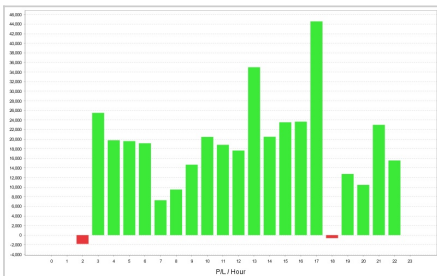
Trades by year



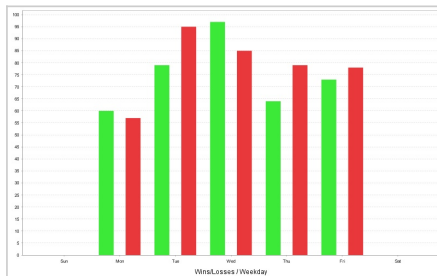
Wins/Losses by hour



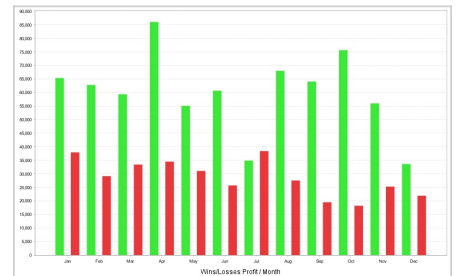
Wins/Losses by weekday



P/L by hour



Wins/Losses by weekday



Wins/Losses Profit by month

TRADES

Ticket	Type	Open time	Open price	Size	Close time	Close price	Profit/Loss	Comment
2	Buy	05.01.2021 18:00:00	1.22756	4.52	06.01.2021 02:50:40	1.23264	\$ 2225.42	tp 1.23264
4	Buy	06.01.2021 21:45:00	1.23127	2.1	07.01.2021 11:51:20	1.22653	\$ -1068.15	sl 1.22653
6	Buy	08.01.2021 15:45:00	1.22722	1.68	08.01.2021 20:17:40	1.22129	\$ -1006.52	sl 1.22129
8	Sell	13.01.2021 10:00:00	1.22032	4.92	13.01.2021 15:48:40	1.21565	\$ 2267.68	tp 1.21565
2	Buy	13.01.2021 10:40:00	103.773	4.05	14.01.2021 18:14:40	103.793	\$ 165.41	sl 103.793

4	Buy	19.01.2021 03:00:00	103.722	11.15	19.01.2021 04:51:40	103.987	\$ 2785.7	tp 103.987
2	Sell	19.01.2021 05:20:00	1837.86	1.73	19.01.2021 10:09:12	1843.7	\$ -1026.24	sl 1843.62
2	Sell	20.01.2021 13:36:00	1850.15	1.36	20.01.2021 15:15:20	1833	\$ 2319.88	tp 1833.00
2	Buy	21.01.2021 10:50:00	1872.9	1.28	21.01.2021 15:01:27	1865.11	\$ -1009.08	sl 1865.11
10	Sell	22.01.2021 11:45:00	1.21651	4.01	26.01.2021 09:58:40	1.21078	\$ 2289.43	tp 1.21078
12	Buy	28.01.2021 10:15:00	1.21046	4.08	29.01.2021 02:52:40	1.21056	\$ -22.66	sl 1.21056
2	Buy	02.02.2021 03:20:00	1861.98	1.26	02.02.2021 05:11:08	1854.06	\$ -1009.63	sl 1854.10
4	Sell	08.02.2021 04:20:00	1810.57	1.2	08.02.2021 13:31:47	1818.89	\$ -1009.29	sl 1818.86
2	Buy	09.02.2021 17:12:00	1842.88	0.92	10.02.2021 16:32:36	1842.95	\$ -61.93	sl 1842.98
4	Sell	19.02.2021 20:36:00	1777.93	0.73	22.02.2021 08:07:40	1791.62	\$ -977.63	sl 1791.62
14	Buy	22.02.2021 10:15:00	1.21198	6.57	22.02.2021 10:26:40	1.21046	\$ -1038.43	sl 1.21046
4	Sell	24.02.2021 14:42:00	1807.58	3.69	24.02.2021 15:43:28	1799.06	\$ 3110.61	tp 1799.45
2	Sell	24.02.2021 05:20:00	1808.6	1.92	24.02.2021 15:46:15	1796.44	\$ 2317.42	tp 1796.92
6	Sell	02.03.2021 15:36:00	1727.56	1.14	02.03.2021 19:30:46	1736.86	\$ -1070.07	sl 1736.29
6	Buy	26.02.2021 06:40:00	106.161	3.2	03.03.2021 17:15:40	107.084	\$ 2825	tp 107.084
8	Sell	05.03.2021 15:54:00	1693.83	1.37	05.03.2021 16:15:18	1701.09	\$ -1006.25	sl 1701.09
4	Sell	08.03.2021 04:50:00	1708.18	1.64	08.03.2021 10:43:34	1694.4	\$ 2245.97	tp 1694.48
6	Sell	08.03.2021 06:00:00	1705.66	1.16	08.03.2021 13:59:21	1686.25	\$ 2241.72	tp 1686.29
16	Sell	11.03.2021 08:15:00	1.19213	7.19	11.03.2021 09:23:00	1.19352	\$ -1042.29	sl 1.19352
6	Sell	11.03.2021 14:12:00	1732.05	1.28	12.03.2021 08:11:40	1713.74	\$ 2382.2	tp 1713.74
8	Buy	11.03.2021 03:40:00	108.532	5.24	12.03.2021 10:05:40	109.113	\$ 2808.4	tp 109.113
6	Sell	15.03.2021 05:30:00	1726.08	1.26	15.03.2021 16:11:33	1734.06	\$ -1016.38	sl 1734.01
8	Sell	16.03.2021 05:05:00	1730.93	3.13	16.03.2021 07:09:15	1734.12	\$ -1025.58	sl 1734.12
10	Buy	17.03.2021 02:40:00	109.053	3.73	17.03.2021 22:32:40	108.761	\$ -1020.09	sl 108.761
12	Buy	18.03.2021 04:20:00	109.032	3.19	18.03.2021 06:05:40	108.692	\$ -1013.83	sl 108.692
4	Buy	18.03.2021 19:10:00	1732.7	0.74	29.03.2021 16:37:03	1719.22	\$ -1437.45	sl 1719.24
8	Sell	25.03.2021 18:36:00	1733.55	0.83	30.03.2021 05:57:40	1705.44	\$ 2422.35	tp 1705.44
10	Sell	01.04.2021 14:00:00	1713.15	1.49	01.04.2021 15:52:40	1719.86	\$ -1012.58	sl 1719.86
14	Buy	02.04.2021 04:40:00	110.653	7.65	02.04.2021 08:32:40	110.511	\$ -1021.24	sl 110.511
18	Sell	02.04.2021 14:30:00	1.1773	7.24	05.04.2021 11:00:40	1.17413	\$ 2267	tp 1.17413
12	Sell	05.04.2021 20:24:00	1727.23	1.56	06.04.2021 04:05:40	1733.6	\$ -946.85	sl 1733.60
8	Buy	07.04.2021 16:00:00	1737.88	1.36	08.04.2021 16:32:02	1754.37	\$ 1965.16	tp 1754.35
10	Buy	13.04.2021 12:20:00	1729.92	1.6	13.04.2021 16:31:42	1744.02	\$ 2242.1	tp 1743.94
16	Buy	13.04.2021 15:20:00	109.466	3.14	13.04.2021 20:02:40	109.115	\$ -1025.77	sl 109.115
20	Buy	16.04.2021 08:00:00	1.19634	7.35	19.04.2021 03:54:40	1.19644	\$ -40.29	sl 1.19644
10	Buy	19.04.2021 05:35:00	1777.81	2.15	19.04.2021 11:37:46	1788.4	\$ 2257.68	tp 1788.25
12	Buy	20.04.2021 03:20:00	1772.8	1.65	20.04.2021 05:33:28	1766.75	\$ -1012.85	sl 1766.75
10	Buy	20.04.2021 13:00:00	1770.34	1.46	21.04.2021 16:45:12	1790.79	\$ 2877.65	tp 1790.77
18	Buy	21.04.2021 10:40:00	108.151	3.91	22.04.2021 09:49:40	107.872	\$ -930.96	sl 107.872
4	Buy	23.04.2021 09:05:01	1786.13	2.26	23.04.2021 10:31:15	1781.69	\$ -1023.6	sl 1781.72
14	Buy	28.04.2021 16:00:00	1769.7	1.41	29.04.2021 03:09:40	1785.67	\$ 1963.87	tp 1785.65
20	Buy	30.04.2021 10:40:00	108.854	7.04	30.04.2021 17:57:40	109.29	\$ 2773.33	tp 109.290
22	Buy	03.05.2021 10:00:00	1.20381	3.9	04.05.2021 06:58:40	1.20391	\$ -21.53	sl 1.20391
24	Buy	12.05.2021 16:15:00	1.21373	1.51	12.05.2021 17:49:40	1.20713	\$ -1005.74	sl 1.20713
12	Buy	12.05.2021 15:42:00	1834.2	0.78	12.05.2021 18:32:49	1821.37	\$ -1007.87	sl 1821.39
6	Buy	13.05.2021 15:10:00	1816.44	1.3	14.05.2021 09:48:33	1834.83	\$ 2294.21	tp 1834.82
14	Buy	18.05.2021 14:48:00	1869.8	2.17	18.05.2021 15:47:23	1869.81	\$ -18.11	sl 1869.90
26	Buy	19.05.2021 16:45:00	1.22324	2.26	19.05.2021 21:04:40	1.21883	\$ -1010.46	sl 1.21883
16	Buy	21.05.2021 20:40:00	1876.95	1.45	24.05.2021 11:37:01	1877.04	\$ -94.95	sl 1877.15
12	Buy	25.05.2021 06:00:00	1877.51	2.07	25.05.2021 17:03:19	1890.63	\$ 2696.34	tp 1888.38
18	Buy	25.05.2021 06:10:01	1878.97	1.58	25.05.2021 17:03:50	1893.17	\$ 2228.7	tp 1893.12
16	Buy	26.05.2021 16:36:00	1906.96	2.01	26.05.2021 16:43:05	1901.97	\$ -1022.13	sl 1902.00
22	Buy	25.05.2021 11:20:00	108.787	4.57	27.05.2021 16:33:40	109.468	\$ 2974.36	tp 109.468
20	Buy	27.05.2021 16:00:00	1897.63	1.23	27.05.2021 16:33:51	1889.1	\$ -1060.84	sl 1889.54
24	Buy	01.06.2021 08:00:00	109.514	5.61	02.06.2021 21:10:40	109.534	\$ 121.51	sl 109.534
18	Buy	28.05.2021 15:42:00	1891.99	1.01	03.06.2021 10:47:19	1891.59	\$ -444.46	sl 1892.09
14	Buy	09.06.2021 05:50:01	1893.79	4.14	09.06.2021 09:34:36	1891.37	\$ -1041.06	sl 1891.38
6	Buy	09.06.2021 11:05:00	1892.9	2.3	09.06.2021 11:47:25	1888.57	\$ -1017.64	sl 1888.57
8	Sell	09.06.2021 17:10:00	1891.74	1.39	10.06.2021 15:00:12	1874.5	\$ 2544.66	tp 1874.51
14	Buy	10.06.2021 15:36:00	1885.62	0.63	14.06.2021 04:00:20	1869.81	\$ -1083.96	sl 1869.81

26	Buy	14.06.2021 13:20:00	109.707	10.23	14.06.2021 19:59:40	110.012	\$ 2785.03	tp 110.012
8	Sell	15.06.2021 11:00:00	1865.77	2.29	15.06.2021 19:53:19	1852.66	\$ 2980.9	tp 1852.69
10	Sell	16.06.2021 10:10:00	1857.94	2.75	16.06.2021 17:00:40	1861.57	\$ -1023.82	sl 1861.57
28	Sell	16.06.2021 10:15:00	1.21222	7.69	16.06.2021 21:00:40	1.20923	\$ 2252.76	tp 1.20923
22	Sell	16.06.2021 21:10:00	1844.15	0.52	17.06.2021 13:23:53	1801.32	\$ 2282.79	tp 1801.45
20	Sell	23.06.2021 13:12:00	1782.14	2.92	23.06.2021 15:12:16	1785.58	\$ -1030.52	sl 1785.56
10	Sell	25.06.2021 09:20:00	1777.53	2.16	25.06.2021 10:19:54	1782.15	\$ -1017.14	sl 1782.15
24	Sell	23.06.2021 19:40:00	1783.56	0.88	29.06.2021 15:43:13	1757.53	\$ 2487.2	tp 1758.07
28	Buy	30.06.2021 13:00:00	110.527	9.24	30.06.2021 17:31:40	110.866	\$ 2779.16	tp 110.866
26	Sell	01.07.2021 12:10:00	1773.33	1.76	01.07.2021 14:16:04	1779.01	\$ -1015.31	sl 1779.01
16	Sell	02.07.2021 15:24:00	1781.17	1.31	02.07.2021 15:35:40	1788.8	\$ -1011.22	sl 1788.80
28	Buy	08.07.2021 10:20:00	1802.32	1.65	08.07.2021 13:52:52	1816.05	\$ 2250.53	tp 1815.91
12	Sell	13.07.2021 16:00:00	1800.27	0.59	14.07.2021 13:35:19	1817.51	\$ -999.67	sl 1817.18
30	Sell	13.07.2021 16:00:00	1800.27	0.59	14.07.2021 13:35:19	1817.51	\$ -999.67	sl 1817.18
30	Sell	15.07.2021 10:30:00	1.18285	5.43	15.07.2021 11:37:40	1.18469	\$ -1031.26	sl 1.18469
18	Buy	12.07.2021 17:36:00	1805.46	0.71	19.07.2021 09:18:40	1805.56	\$ -322.84	sl 1805.56
32	Sell	20.07.2021 13:30:00	1.17886	6.99	20.07.2021 16:34:20	1.17557	\$ 2258.57	tp 1.17557
30	Buy	21.07.2021 10:00:00	109.928	7.97	21.07.2021 16:32:40	110.324	\$ 2820.91	tp 110.324
14	Sell	23.07.2021 04:10:00	1805.73	3.59	23.07.2021 09:18:16	1805.56	\$ 28.62	sl 1805.53
34	Sell	26.07.2021 11:15:00	1.17703	3.28	26.07.2021 16:35:40	1.18007	\$ -1016.45	sl 1.18007
16	Sell	26.07.2021 15:10:00	1806.98	2.21	27.07.2021 04:45:34	1796.13	\$ 2463.48	tp 1796.13
36	Buy	28.07.2021 12:00:00	1.18289	3.66	28.07.2021 13:54:40	1.18016	\$ -1020.8	sl 1.18016
20	Sell	12.08.2021 13:12:00	1752.34	1.71	12.08.2021 18:45:40	1752.24	\$ 2.12	sl 1752.24
16	Sell	13.08.2021 03:10:01	1752.59	6.17	13.08.2021 04:21:30	1754.23	\$ -1065.97	sl 1754.21
38	Sell	17.08.2021 12:30:00	1.17676	5.71	17.08.2021 17:15:40	1.17274	\$ 2261.88	tp 1.17274
18	Buy	18.08.2021 21:10:00	1787.98	0.94	19.08.2021 06:11:22	1777.27	\$ -1198.7	sl 1777.36
22	Buy	18.08.2021 21:12:00	1786.37	1.1	19.08.2021 06:11:40	1777.31	\$ -1221.23	sl 1777.31
32	Buy	24.08.2021 07:20:00	109.765	8.17	24.08.2021 15:15:40	109.63	\$ -1046.93	sl 109.630
24	Buy	26.08.2021 16:24:00	1786.82	1.46	27.08.2021 09:03:40	1802.85	\$ 2232.23	tp 1802.85
40	Buy	27.08.2021 17:00:00	1.17641	3.36	31.08.2021 13:45:40	1.18324	\$ 2211.22	tp 1.18324
32	Buy	03.09.2021 03:40:01	1810.2	1.85	03.09.2021 15:30:04	1822.34	\$ 2229.1	tp 1822.33
20	Buy	03.09.2021 03:40:01	1810.2	1.85	03.09.2021 15:30:05	1823.64	\$ 2469.6	tp 1823.14
22	Buy	27.08.2021 17:06:00	1796.23	0.82	03.09.2021 18:10:55	1832.96	\$ 2630.75	tp 1832.80
12	Buy	06.09.2021 11:25:01	1826.9	3.15	06.09.2021 12:39:24	1823.68	\$ -1043.05	sl 1823.73
26	Buy	31.08.2021 16:48:00	1813.47	0.84	07.09.2021 11:19:40	1813.57	\$ -381.99	sl 1813.57
24	Sell	08.09.2021 15:36:00	1797.77	2.25	08.09.2021 16:48:19	1783.82	\$ 3118.61	tp 1784.48
42	Sell	21.09.2021 16:30:00	1.1733	6.21	22.09.2021 21:00:40	1.1732	\$ 38.09	sl 1.17320
22	Buy	22.09.2021 21:10:00	1784.95	0.6	22.09.2021 21:45:27	1768.48	\$ -993.53	sl 1768.55
44	Sell	22.09.2021 21:45:00	1.17091	2.13	29.09.2021 19:42:40	1.16012	\$ 2315.67	tp 1.16012
28	Sell	22.09.2021 21:48:00	1768.36	0.52	29.09.2021 20:21:40	1723.95	\$ 2445.63	tp 1723.95
30	Sell	01.10.2021 22:12:00	1757.56	1.47	04.10.2021 01:22:20	1764.33	\$ -951.24	sl 1764.33
34	Buy	01.10.2021 15:40:00	1754.51	2.08	04.10.2021 03:48:06	1765.31	\$ 2092.69	tp 1765.29
18	Sell	04.10.2021 04:55:04	1763.1	3.87	04.10.2021 09:54:08	1757.28	\$ 2218.28	tp 1757.30
24	Sell	04.10.2021 05:10:02	1761.61	2.45	04.10.2021 11:34:19	1751.79	\$ 2384.38	tp 1751.84
34	Buy	04.10.2021 05:40:00	111.064	5.73	04.10.2021 17:39:40	110.873	\$ -1015.76	sl 110.873
36	Buy	07.10.2021 12:00:00	111.416	5.59	08.10.2021 10:33:40	111.98	\$ 2833.58	tp 111.980
20	Sell	11.10.2021 06:30:00	1757.6	2.94	11.10.2021 15:16:47	1757.43	\$ 24.14	sl 1757.40
22	Sell	13.10.2021 05:50:00	1761.15	5.43	13.10.2021 07:26:34	1763	\$ -1052.39	sl 1762.99
38	Buy	14.10.2021 03:40:00	113.382	6.11	15.10.2021 03:19:40	113.904	\$ 2818.98	tp 113.904
46	Buy	14.10.2021 22:00:00	1.15991	6.32	18.10.2021 03:55:40	1.15833	\$ -1155.27	sl 1.15833
48	Buy	28.10.2021 14:00:00	1.16063	4.03	28.10.2021 17:05:40	1.16633	\$ 2273.66	tp 1.16633
32	Sell	28.10.2021 17:36:00	1794.11	0.61	01.11.2021 17:00:40	1794.01	\$ 47.84	sl 1794.01
40	Buy	02.11.2021 02:40:00	114.103	6.5	02.11.2021 05:00:40	113.928	\$ -1030.94	sl 113.928
24	Buy	02.11.2021 05:35:00	1791.45	4.46	02.11.2021 11:06:29	1791.58	\$ 18.03	sl 1791.65
36	Buy	02.11.2021 15:20:00	1793.69	1.83	02.11.2021 15:37:04	1788.24	\$ -1013.74	sl 1788.25
42	Buy	03.11.2021 16:00:00	113.874	6.94	03.11.2021 21:00:40	113.894	\$ 87.17	sl 113.894
50	Buy	09.11.2021 16:00:00	1.15962	3.7	10.11.2021 09:30:40	1.15692	\$ -1055.58	sl 1.15692
26	Buy	10.11.2021 14:06:00	1825.34	3.74	10.11.2021 15:30:01	1824.55	\$ -329.59	sl 1825.44
44	Buy	15.11.2021 09:00:00	113.947	5.49	16.11.2021 16:15:40	114.537	\$ 2844.78	tp 114.537
14	Buy	18.11.2021 09:45:00	1866.85	1.9	18.11.2021 12:25:51	1861.26	\$ -1079.81	sl 1861.59

46	Buy	18.11.2021 08:40:00	114.237	3.08	19.11.2021 12:04:40	113.866	\$ -994.13	sl 113.866
26	Buy	19.11.2021 11:30:00	1860.99	1.05	19.11.2021 19:40:44	1851.46	\$ -1010.4	sl 1851.53
28	Buy	22.11.2021 06:10:18	1848.66	0.99	22.11.2021 12:44:13	1837.96	\$ -1068.43	sl 1838.58
16	Sell	24.11.2021 09:30:00	1793.83	2.79	24.11.2021 15:26:31	1783.08	\$ 2974.3	tp 1783.09
18	Sell	25.11.2021 11:10:00	1792.75	2.98	26.11.2021 01:32:06	1792.57	\$ 142.26	sl 1792.55
48	Buy	23.11.2021 12:40:00	114.836	3.11	26.11.2021 02:21:40	114.856	\$ 162.63	sl 114.856
52	Buy	29.11.2021 22:15:00	1.12819	4.14	30.11.2021 10:02:40	1.13373	\$ 2230.82	tp 1.13373
38	Sell	06.12.2021 06:10:02	1783.26	2.22	06.12.2021 18:48:11	1783.09	\$ 17.94	sl 1783.06
28	Sell	07.12.2021 15:24:00	1779.2	1.8	07.12.2021 16:10:38	1779.2	\$ -16.02	sl 1779.10
50	Buy	08.12.2021 10:40:00	113.588	4.19	08.12.2021 13:02:40	113.314	\$ -1034.13	sl 113.314
30	Sell	09.12.2021 09:00:00	1783.86	3.08	09.12.2021 09:27:02	1787.1	\$ -1025.42	sl 1787.10
54	Sell	10.12.2021 16:45:00	1.12782	3.15	10.12.2021 18:12:20	1.13099	\$ -1016.34	sl 1.13099
40	Sell	13.12.2021 20:40:00	1786.95	3.16	14.12.2021 15:22:52	1779.82	\$ 2347.19	tp 1779.84
52	Buy	14.12.2021 16:20:00	113.616	5.66	15.12.2021 21:01:40	114.186	\$ 2842.87	tp 114.186
34	Sell	30.11.2021 18:00:00	1784.54	0.41	16.12.2021 08:16:40	1784.44	\$ 286.07	sl 1784.44
54	Buy	17.12.2021 03:00:00	113.815	4.31	17.12.2021 05:56:40	113.55	\$ -1027.42	sl 113.550
30	Buy	23.12.2021 13:54:02	1806.09	5.05	23.12.2021 14:15:02	1804.09	\$ -1055.58	sl 1804.11
32	Buy	27.12.2021 14:36:00	1807.03	4.2	27.12.2021 15:24:15	1804.64	\$ -1041.72	sl 1804.65
56	Sell	28.12.2021 16:00:00	1.13213	8.06	28.12.2021 16:55:20	1.12928	\$ 2251.54	tp 1.12928
58	Sell	04.01.2022 18:30:00	1.12919	3.21	05.01.2022 13:36:40	1.1323	\$ -1010.04	sl 1.13230
20	Buy	05.01.2022 09:15:00	1815.54	2.57	05.01.2022 15:20:03	1815.66	\$ 7.51	sl 1815.74
26	Buy	06.01.2022 03:35:00	1811.09	2.48	06.01.2022 05:44:19	1807.04	\$ -1026.83	sl 1807.07
60	Sell	06.01.2022 15:45:00	1.13062	4.73	06.01.2022 16:36:40	1.13273	\$ -1024.79	sl 1.13273
36	Buy	07.01.2022 15:48:00	1792.98	0.95	11.01.2022 19:59:40	1817.56	\$ 2202.82	tp 1817.56
28	Buy	17.01.2022 03:55:00	1816.19	3.23	17.01.2022 10:33:33	1823.14	\$ 2215.46	tp 1823.14
62	Buy	17.01.2022 19:15:00	1.14117	5.98	18.01.2022 05:40:40	1.1395	\$ -1089.57	sl 1.13950
34	Buy	20.01.2022 13:42:00	1839.38	3.66	20.01.2022 14:23:31	1836.65	\$ -1032.82	sl 1836.65
64	Sell	20.01.2022 11:15:00	1.13499	5.15	20.01.2022 22:52:40	1.13053	\$ 2267.73	tp 1.13053
30	Buy	21.01.2022 04:05:00	1838.66	4.13	21.01.2022 09:40:25	1838.85	\$ 40.5	sl 1838.86
56	Buy	24.01.2022 02:00:00	113.792	5.67	24.01.2022 10:54:40	113.592	\$ -1026.67	sl 113.592
32	Buy	26.01.2022 04:35:01	1848.4	5.23	26.01.2022 08:51:37	1846.44	\$ -1073.39	sl 1846.49
58	Buy	26.01.2022 07:00:00	113.924	7.23	26.01.2022 17:02:40	114.371	\$ 2789.57	tp 114.371
66	Sell	26.01.2022 08:45:00	1.12988	8	26.01.2022 21:00:40	1.12978	\$ 34.8	sl 1.12978
36	Sell	31.01.2022 15:24:00	1790.36	3	31.01.2022 15:46:43	1793.7	\$ -1028.88	sl 1793.69
38	Sell	02.02.2022 22:36:00	1805.96	2.06	03.02.2022 16:45:40	1794.56	\$ 2569.03	tp 1794.56
42	Sell	07.02.2022 07:30:00	1809.6	1.75	07.02.2022 15:08:30	1815.31	\$ -1015.11	sl 1815.29
32	Buy	09.02.2022 16:50:00	1829.27	2.15	10.02.2022 15:30:01	1828.92	\$ -514.81	sl 1829.47
34	Buy	11.02.2022 04:40:00	1826.64	3.43	11.02.2022 06:17:00	1823.7	\$ -1039.72	sl 1823.73
40	Buy	10.02.2022 16:48:00	1832.4	0.91	11.02.2022 09:21:40	1821.42	\$ -1066.73	sl 1821.42
34	Buy	11.02.2022 10:00:00	1826.26	1.83	11.02.2022 19:09:58	1839.36	\$ 2380.52	tp 1839.36
36	Buy	16.02.2022 04:00:00	1852.59	4.32	16.02.2022 11:47:01	1857.81	\$ 2214.97	tp 1857.79
69	Buy	18.02.2022 14:45:00	1.13665	4.92	18.02.2022 16:01:40	1.13462	\$ -1026.7	sl 1.13462
68	Buy	17.02.2022 08:30:00	1.13719	2.02	18.02.2022 18:07:40	1.13225	\$ -1028.53	sl 1.13225
44	Buy	18.02.2022 14:40:01	1892.38	1.71	21.02.2022 01:02:05	1905.51	\$ 2117.67	tp 1905.50
38	Buy	21.02.2022 05:15:02	1898.83	1.38	21.02.2022 06:38:23	1891.55	\$ -1017.72	sl 1891.59
36	Sell	28.02.2022 09:20:00	1905.71	0.44	01.03.2022 17:45:08	1928.32	\$ -982.03	sl 1928.28
60	Buy	04.03.2022 08:20:00	115.502	4.38	04.03.2022 16:54:40	115.241	\$ -1013.89	sl 115.241
38	Buy	02.03.2022 15:50:00	1931.89	0.55	07.03.2022 01:01:00	1975.98	\$ 2240.53	tp 1975.26
46	Buy	25.02.2022 03:00:00	1912.94	0.28	07.03.2022 03:03:13	1992.26	\$ 2072.4	tp 1991.94
38	Buy	07.03.2022 17:00:00	1984.58	0.42	08.03.2022 17:07:07	2055.28	\$ 2937.82	tp 2055.26
72	Buy	10.03.2022 11:30:00	1.10531	3.62	10.03.2022 12:48:20	1.10255	\$ -1019.1	sl 1.10255
48	Buy	10.03.2022 07:50:01	1983.42	0.78	10.03.2022 17:18:06	1983.42	\$ -7.74	sl 1983.62
22	Buy	11.03.2022 09:35:00	1987.65	1.39	11.03.2022 13:24:40	1980.46	\$ -1013.2	sl 1980.46
74	Sell	11.03.2022 15:00:00	1.09862	1.73	14.03.2022 12:56:40	1.09852	\$ 11.26	sl 1.09852
42	Buy	15.03.2022 19:24:00	1925.45	0.54	16.03.2022 17:15:40	1906.94	\$ -1039.86	sl 1906.94
40	Sell	16.03.2022 15:30:00	1917.15	1	16.03.2022 21:52:50	1916.95	\$ 10.42	sl 1916.95
62	Buy	17.03.2022 15:20:00	118.697	5.31	17.03.2022 18:55:40	118.48	\$ -999.1	sl 118.480
76	Buy	21.03.2022 10:15:00	1.10532	5.18	21.03.2022 14:10:40	1.10339	\$ -1028.34	sl 1.10339
44	Buy	16.03.2022 21:48:00	1913.55	0.53	22.03.2022 17:05:40	1913.65	\$ -206.79	sl 1913.65
78	Sell	29.03.2022 12:00:00	1.09849	2.95	29.03.2022 12:08:40	1.10187	\$ -1013.33	sl 1.10187

80	Buy	01.04.2022 10:00:00	1.10732	4.65	01.04.2022 10:24:40	1.10517	\$ -1025.47	sl 1.10517
42	Buy	05.04.2022 15:30:00	1929.65	1.78	05.04.2022 16:44:51	1943.12	\$ 2380.42	tp 1943.09
40	Buy	05.04.2022 15:30:00	1929.65	1.76	05.04.2022 17:21:58	1929.65	\$ -16.98	sl 1929.75
82	Sell	05.04.2022 11:45:00	1.09673	4.6	05.04.2022 19:04:40	1.09174	\$ 2270.23	tp 1.09174
24	Buy	11.04.2022 08:40:00	1944.31	1.86	11.04.2022 14:58:01	1960.43	\$ 2980.16	tp 1960.42
84	Sell	11.04.2022 16:15:00	1.08978	2.78	12.04.2022 15:49:40	1.08968	\$ 18.22	sl 1.08968
42	Buy	12.04.2022 13:06:00	1955.51	1.72	12.04.2022 16:07:32	1972.99	\$ 2989.67	tp 1972.94
40	Buy	14.04.2022 04:35:01	1976.75	3.04	14.04.2022 07:00:03	1973.46	\$ -1030.18	sl 1973.47
26	Buy	14.04.2022 10:35:00	1974.83	1.82	14.04.2022 12:05:08	1969.23	\$ -1037.15	sl 1969.35
44	Buy	14.04.2022 13:54:00	1973.34	1.6	14.04.2022 15:30:30	1973.41	\$ -4.58	sl 1973.44
64	Buy	18.04.2022 05:20:00	126.567	3.44	19.04.2022 05:06:40	127.547	\$ 2650.82	tp 127.547
46	Buy	22.04.2022 16:48:00	1945.85	0.61	22.04.2022 18:12:40	1929.48	\$ -1004.48	sl 1929.48
66	Buy	22.04.2022 11:40:00	128.261	2.37	25.04.2022 05:42:40	128.281	\$ 42.05	sl 128.281
68	Buy	26.04.2022 06:40:00	127.953	2.06	26.04.2022 15:41:40	127.332	\$ -1014.96	sl 127.332
46	Sell	26.04.2022 17:00:00	1904.2	1.41	26.04.2022 23:17:21	1904.12	\$ -2.14	sl 1904.10
70	Buy	27.04.2022 04:00:00	127.545	2.07	28.04.2022 06:11:40	129.295	\$ 2835.86	tp 129.295
48	Sell	27.04.2022 16:00:00	1896.52	0.96	28.04.2022 22:20:00	1896.47	\$ 107.16	sl 1896.42
48	Sell	29.04.2022 15:36:00	1910.32	1.04	02.05.2022 05:22:20	1887.9	\$ 2362.05	tp 1887.90
44	Sell	29.04.2022 15:40:00	1909.5	0.96	02.05.2022 05:27:18	1884.67	\$ 2411.73	tp 1884.76
86	Sell	03.05.2022 19:15:00	1.05147	1.73	04.05.2022 21:05:40	1.05725	\$ -1005.6	sl 1.05725
50	Sell	11.05.2022 17:12:00	1848.16	1.01	12.05.2022 04:32:22	1858.07	\$ -893.01	sl 1858.06
50	Sell	12.05.2022 05:50:00	1852.24	1.53	12.05.2022 17:00:32	1837.53	\$ 2236.52	tp 1837.57
46	Sell	12.05.2022 05:50:00	1852.24	1.53	12.05.2022 17:01:08	1836.56	\$ 2384.94	tp 1836.59
42	Sell	17.05.2022 04:05:00	1823.68	1.77	17.05.2022 09:03:12	1829.36	\$ -1021.52	sl 1829.32
52	Sell	17.05.2022 14:06:01	1826.94	2.86	17.05.2022 14:28:42	1830.52	\$ -1050.03	sl 1830.43
54	Sell	18.05.2022 13:54:00	1815.73	2.13	18.05.2022 16:06:30	1815.63	\$ 1.96	sl 1815.63
50	Sell	20.05.2022 14:36:00	1843.33	1.64	20.05.2022 18:07:40	1843.23	\$ 1.28	sl 1843.23
52	Buy	25.05.2022 21:20:00	1852.17	0.92	26.05.2022 14:24:05	1841.16	\$ -1201.09	sl 1841.39
52	Buy	25.05.2022 21:12:00	1852.06	0.93	26.05.2022 14:24:40	1841.34	\$ -1187.18	sl 1841.34
44	Buy	30.05.2022 03:30:00	1852.01	2.43	30.05.2022 07:04:05	1861.28	\$ 2230.05	tp 1861.26
54	Buy	26.05.2022 15:20:00	1847.2	1.51	30.05.2022 08:06:04	1862.05	\$ 2031.75	tp 1862.03
54	Buy	26.05.2022 16:12:00	1846.97	1.56	30.05.2022 08:06:40	1862.03	\$ 2131.78	tp 1862.03
56	Buy	09.06.2022 15:36:00	1851.09	1.36	09.06.2022 17:09:40	1843.75	\$ -1010.8	sl 1843.75
72	Buy	09.06.2022 15:20:00	133.921	1.72	13.06.2022 15:29:40	133.941	\$ 40.64	sl 133.941
74	Buy	16.06.2022 04:20:00	134.46	1.38	16.06.2022 11:50:40	133.492	\$ -1007.59	sl 133.492
56	Buy	21.06.2022 15:30:00	1836.12	1.85	21.06.2022 22:28:21	1830.71	\$ -1017.81	sl 1830.74
58	Buy	21.06.2022 15:36:00	1838.06	1.35	21.06.2022 22:28:40	1830.69	\$ -1007.33	sl 1830.69
48	Sell	21.06.2022 18:50:00	1836.21	1.34	22.06.2022 14:09:10	1836.1	\$ 54.3	sl 1836.01
88	Sell	24.06.2022 14:15:00	1.05313	4.2	24.06.2022 17:01:40	1.05551	\$ -1021.74	sl 1.05551
58	Sell	27.06.2022 03:40:00	1828.56	1.29	27.06.2022 04:36:04	1836.34	\$ -1015.44	sl 1836.29
60	Sell	30.06.2022 17:30:00	1812.49	0.79	04.07.2022 05:17:20	1812.43	\$ 58.72	sl 1812.29
76	Buy	04.07.2022 08:20:00	135.262	2.71	06.07.2022 04:21:40	135.282	\$ 63.23	sl 135.282
90	Sell	06.07.2022 10:45:00	1.02587	5.37	06.07.2022 13:09:40	1.02159	\$ 2270.88	tp 1.02159
60	Sell	08.07.2022 19:48:00	1741.19	0.88	12.07.2022 04:30:40	1741.09	\$ 69.26	sl 1741.09
46	Sell	12.07.2022 06:40:00	1733.26	0.88	12.07.2022 23:30:00	1725.77	\$ 651.51	
50	Sell	13.07.2022 22:30:00	1733.29	0.82	14.07.2022 16:24:28	1704.23	\$ 2471.08	tp 1704.25
48	Sell	15.07.2022 06:20:00	1711.71	2.06	15.07.2022 09:46:27	1700.82	\$ 2225.76	tp 1700.82
62	Sell	18.07.2022 09:40:00	1712.58	1.71	18.07.2022 10:22:12	1718.48	\$ -1023.57	sl 1718.42
50	Sell	22.07.2022 03:30:02	1717.23	3.23	22.07.2022 08:57:23	1717.03	\$ 36.86	sl 1717.03
64	Sell	22.07.2022 06:00:00	1714.32	2.01	22.07.2022 09:29:43	1719.29	\$ -1016.22	sl 1719.28
92	Buy	21.07.2022 17:00:00	1.02123	1.67	22.07.2022 10:33:40	1.01526	\$ -1021.36	sl 1.01526
56	Buy	29.07.2022 17:36:00	1758.69	1.48	01.08.2022 08:51:01	1758.78	\$ -96.05	sl 1758.79
94	Sell	03.08.2022 13:30:00	1.01815	5.26	03.08.2022 14:28:40	1.02005	\$ -1026.2	sl 1.02005
66	Buy	03.08.2022 21:20:00	1762.29	1.24	04.08.2022 13:01:00	1780.33	\$ 1983.81	tp 1780.31
62	Buy	03.08.2022 21:36:00	1763.32	1.1	04.08.2022 14:56:40	1784.68	\$ 2125.01	tp 1784.68
52	Buy	05.08.2022 06:05:00	1791.79	3.25	05.08.2022 09:21:36	1788.72	\$ -1026.84	sl 1788.72
96	Buy	10.08.2022 11:30:00	1.02136	8.26	10.08.2022 13:56:40	1.02414	\$ 2254.04	tp 1.02414
28	Buy	10.08.2022 10:05:00	1790.99	2.25	10.08.2022 15:30:48	1804.32	\$ 2979.03	tp 1804.28
58	Buy	10.08.2022 15:36:00	1802.25	0.66	11.08.2022 05:02:08	1787.14	\$ -1132.08	sl 1787.15
60	Sell	18.08.2022 15:42:00	1767.81	2.14	18.08.2022 16:30:06	1767.71	\$ 2.48	sl 1767.71

78	Buy	18.08.2022 17:20:00	135.117	2.81	19.08.2022 09:55:40	136.485	\$ 2821.46	tp 136.485
54	Sell	22.08.2022 06:30:00	1746.59	3.87	22.08.2022 10:01:33	1740.75	\$ 2226.34	tp 1740.79
56	Sell	23.08.2022 06:10:01	1737.81	3.66	23.08.2022 11:16:17	1740.55	\$ -1034.67	sl 1740.54
68	Sell	24.08.2022 20:30:00	1748.42	1.31	25.08.2022 04:30:43	1756.04	\$ -857.61	sl 1756.01
80	Buy	26.08.2022 17:20:00	136.82	2.12	29.08.2022 05:11:40	138.65	\$ 2801.7	tp 138.650
30	Sell	31.08.2022 08:45:00	1723.9	2.75	31.08.2022 12:13:01	1712.98	\$ 2979.37	tp 1713.01
62	Sell	01.09.2022 13:06:00	1704.09	2.14	01.09.2022 17:45:11	1690.08	\$ 2979.98	tp 1690.08
64	Sell	08.09.2022 15:36:00	1718.7	1.04	09.09.2022 05:56:40	1718.6	\$ 41.71	sl 1718.60
52	Sell	08.09.2022 15:40:00	1717.83	0.96	09.09.2022 10:24:37	1728.51	\$ -996.4	sl 1728.21
64	Sell	14.09.2022 14:06:00	1703.18	3.32	14.09.2022 15:31:13	1703.08	\$ 4.92	sl 1703.08
58	Sell	20.09.2022 04:05:00	1675.1	2.32	20.09.2022 15:32:09	1665.42	\$ 2226.38	tp 1665.43
60	Sell	21.09.2022 03:25:00	1664.95	4.11	21.09.2022 08:19:27	1664.98	\$ -46.55	sl 1664.75
82	Buy	13.09.2022 15:40:00	143.893	0.6	22.09.2022 11:41:40	141.595	\$ -934.48	sl 141.595
62	Sell	26.09.2022 04:10:00	1637.82	1.2	26.09.2022 10:23:56	1646.59	\$ -1062.25	sl 1646.09
66	Sell	27.09.2022 15:54:00	1636.4	1.64	28.09.2022 10:13:00	1618.04	\$ 3061.17	tp 1618.13
54	Sell	30.09.2022 05:20:00	1659.59	1.78	30.09.2022 08:20:13	1665.22	\$ -1016.94	sl 1665.20
64	Sell	30.09.2022 04:40:01	1662.17	3.3	30.09.2022 08:20:13	1665.22	\$ -1033.95	sl 1665.20
66	Sell	03.10.2022 05:25:00	1665.16	2.32	03.10.2022 13:29:55	1664.97	\$ 24.76	sl 1664.96
84	Buy	29.09.2022 02:20:00	144.338	3.16	03.10.2022 18:07:40	144.358	\$ 68.19	sl 144.358
66	Sell	04.10.2022 14:12:00	1702.72	1.01	04.10.2022 15:54:40	1712.62	\$ -1008.52	sl 1712.62
68	Buy	05.10.2022 17:42:00	1711.11	0.93	06.10.2022 14:26:17	1711.19	\$ -182.15	sl 1711.21
70	Sell	11.10.2022 16:36:00	1667.7	1.88	11.10.2022 18:23:54	1673	\$ -1012.1	sl 1673.00
72	Sell	13.10.2022 15:30:00	1674.17	1.2	13.10.2022 15:45:38	1649.18	\$ 2988.83	tp 1649.18
70	Sell	11.10.2022 21:50:00	1673.17	0.92	13.10.2022 15:45:41	1648.53	\$ 2401.65	tp 1648.89
32	Sell	14.10.2022 09:55:00	1668.21	2.19	14.10.2022 12:30:02	1654.52	\$ 2979.92	tp 1654.56
99	Buy	18.10.2022 15:30:00	0.98455	2.99	19.10.2022 12:21:40	0.98121	\$ -1041.76	sl 0.98121
101	Buy	20.10.2022 08:00:00	0.97779	4.16	20.10.2022 15:31:40	0.98331	\$ 2275.92	tp 0.98331
98	Buy	13.10.2022 18:00:00	0.9718	1.15	21.10.2022 15:17:40	0.9719	\$ -81.51	sl 0.97190
68	Sell	25.10.2022 04:20:00	1650.09	2.06	25.10.2022 12:46:11	1638.86	\$ 2296.44	tp 1639.20
34	Sell	31.10.2022 08:35:00	1643.13	2.87	31.10.2022 22:49:49	1632.69	\$ 2972.78	tp 1632.69
68	Sell	26.10.2022 15:48:00	1662.08	0.77	01.11.2022 03:00:40	1631.72	\$ 2510.18	tp 1631.72
70	Sell	02.11.2022 17:00:00	1653.39	1.79	02.11.2022 21:00:40	1653.29	\$ 3.1	sl 1653.29
56	Sell	02.11.2022 22:00:00	1649.44	0.49	04.11.2022 09:34:10	1649.27	\$ 80.14	sl 1649.24
104	Sell	04.11.2022 11:00:00	0.97639	3.04	04.11.2022 14:09:40	0.97967	\$ -1011.99	sl 0.97967
72	Buy	08.11.2022 12:00:00	1671.62	1.43	08.11.2022 17:09:14	1687.37	\$ 2240.24	tp 1687.26
74	Buy	09.11.2022 14:10:00	1709.7	1.72	09.11.2022 15:15:36	1703.9	\$ -1012.28	sl 1703.91
70	Buy	14.11.2022 05:10:00	1763.63	3.59	14.11.2022 06:18:48	1760.81	\$ -1044.01	sl 1760.85
74	Buy	14.11.2022 14:30:00	1758.46	1.89	14.11.2022 17:14:40	1774.31	\$ 2978.96	tp 1774.27
106	Buy	14.11.2022 15:00:00	1.03342	1.57	15.11.2022 15:38:40	1.04798	\$ 2262.83	tp 1.04798
76	Buy	15.11.2022 19:36:00	1772.75	2.1	15.11.2022 21:15:43	1772.85	\$ 2.38	sl 1772.85
72	Buy	21.11.2022 15:24:00	1744.81	1.26	21.11.2022 17:05:40	1736.88	\$ -1010.15	sl 1736.88
108	Sell	22.11.2022 07:30:00	1.02515	5.84	22.11.2022 10:26:40	1.02686	\$ -1028.6	sl 1.02686
86	Buy	23.11.2022 03:40:00	141.359	3.11	23.11.2022 16:07:40	140.896	\$ -1037.54	sl 140.896
72	Buy	25.11.2022 03:20:00	1755.58	3.08	25.11.2022 07:54:01	1755.75	\$ 25.32	sl 1755.78
74	Buy	28.11.2022 04:45:00	1750.49	2.14	28.11.2022 11:01:36	1761.21	\$ 2275.29	tp 1760.98
76	Buy	23.11.2022 16:10:00	1739.04	0.53	01.12.2022 07:43:13	1781.15	\$ 1882.15	tp 1781.12
74	Buy	30.11.2022 20:36:00	1755.9	0.9	01.12.2022 07:43:40	1781.99	\$ 2164.37	tp 1781.99
110	Buy	06.12.2022 10:15:00	1.05062	3.21	06.12.2022 20:14:40	1.04751	\$ -1015.15	sl 1.04751
88	Buy	06.12.2022 16:20:00	136.578	2.24	07.12.2022 15:55:40	136.598	\$ 36.64	sl 136.598
112	Buy	07.12.2022 11:00:00	1.04777	2.84	08.12.2022 18:38:40	1.05584	\$ 2196	tp 1.05584
78	Buy	14.12.2022 15:12:00	1808.17	2.53	14.12.2022 19:13:41	1808.23	\$ -7.7	sl 1808.27
58	Buy	19.12.2022 17:20:00	1793.6	2.12	19.12.2022 17:46:14	1788.86	\$ -1023.87	sl 1788.89
114	Sell	19.12.2022 12:00:00	1.0618	2.47	20.12.2022 17:13:40	1.06584	\$ -1006.08	sl 1.06584
80	Buy	21.12.2022 14:06:00	1814.9	3.23	21.12.2022 18:21:16	1814.87	\$ -39.01	sl 1815.00
36	Buy	28.12.2022 10:00:00	1810.52	2.39	28.12.2022 10:14:12	1806.28	\$ -1034.97	sl 1806.35
76	Buy	28.12.2022 15:24:00	1806.71	1.32	28.12.2022 17:58:40	1799.18	\$ -1005.86	sl 1799.18
60	Buy	30.12.2022 13:10:00	1817	2.79	30.12.2022 17:02:36	1817.13	\$ 10.93	sl 1817.20
76	Buy	10.01.2023 03:00:00	1870.89	3.22	10.01.2023 04:43:37	1871.07	\$ 27.84	sl 1871.09
82	Buy	11.01.2023 19:24:00	1876.16	1.09	12.01.2023 15:30:00	1872.68	\$ -602.41	sl 1876.26
78	Buy	11.01.2023 20:40:00	1877.78	0.93	13.01.2023 10:08:37	1901.91	\$ 1993.13	tp 1901.88

62	Buy	17.01.2023 22:10:01	1909.41	1.76	18.01.2023 04:40:26	1903.61	\$ -1152.16	sl 1903.74
84	Buy	12.01.2023 15:36:00	1898	0.35	18.01.2023 06:07:20	1898.09	\$ -91.33	sl 1898.10
116	Buy	18.01.2023 09:00:00	1.07897	4.16	18.01.2023 10:17:40	1.08449	\$ 2273.82	tp 1.08449
78	Buy	19.01.2023 04:40:00	1904.57	2.73	19.01.2023 09:51:10	1912.88	\$ 2242.57	tp 1912.81
64	Buy	19.01.2023 04:50:00	1906.15	1.9	19.01.2023 17:02:37	1919.2	\$ 2461.33	tp 1918.73
80	Buy	23.01.2023 12:00:00	1926.06	1.39	23.01.2023 15:39:38	1918.85	\$ -1015.55	sl 1918.87
90	Buy	19.01.2023 12:20:00	128.435	1.55	24.01.2023 16:53:40	130.946	\$ 2997.51	tp 130.946
66	Buy	23.01.2023 18:00:00	1923.15	0.84	24.01.2023 16:57:04	1923.28	\$ -51.84	sl 1923.35
38	Buy	26.01.2023 10:40:00	1944.74	1.29	26.01.2023 11:18:39	1936.88	\$ -1026.46	sl 1937.01
118	Buy	24.01.2023 18:00:00	1.08755	2.43	26.01.2023 15:30:40	1.08765	\$ -81.27	sl 1.08765
68	Buy	27.01.2023 18:20:00	1930.99	0.69	31.01.2023 08:01:58	1916.6	\$ -1089.39	sl 1916.64
40	Sell	07.02.2023 09:15:00	1873.18	2.11	07.02.2023 11:22:40	1877.9	\$ -1015.71	sl 1877.90
42	Sell	08.02.2023 09:00:00	1876.22	3.04	08.02.2023 09:28:27	1879.51	\$ -1028.7	sl 1879.50
82	Sell	07.02.2023 20:30:00	1872.13	0.81	08.02.2023 09:57:38	1884.42	\$ -971.75	sl 1884.38
120	Sell	13.02.2023 11:00:00	1.06742	6.24	13.02.2023 14:20:40	1.06902	\$ -1031.73	sl 1.06902
78	Buy	14.02.2023 15:36:00	1865.75	0.61	14.02.2023 16:28:40	1849.4	\$ -1003.02	sl 1849.40
92	Buy	14.02.2023 15:40:00	132.227	1.77	15.02.2023 18:28:20	134.33	\$ 2774.4	tp 134.330
80	Buy	16.02.2023 18:36:00	1836.25	1.14	17.02.2023 04:01:40	1827.54	\$ -1077.59	sl 1827.54
70	Sell	16.02.2023 22:30:00	1838.59	1.5	17.02.2023 09:03:02	1822.39	\$ 2474.33	tp 1822.65
94	Buy	20.02.2023 10:40:00	134.323	3.52	20.02.2023 15:31:40	133.942	\$ -1018.87	sl 133.942
72	Sell	21.02.2023 16:50:00	1835.8	1.23	22.02.2023 14:30:37	1843.87	\$ -956.33	sl 1843.87
44	Sell	23.02.2023 09:25:00	1829.57	1.93	23.02.2023 16:20:50	1829.38	\$ 19.01	sl 1829.37
122	Sell	21.02.2023 18:45:00	1.06622	2.74	23.02.2023 19:14:40	1.05785	\$ 2300.75	tp 1.05785
82	Sell	22.02.2023 15:24:00	1836.38	1.03	24.02.2023 15:30:40	1813.66	\$ 2490.2	tp 1813.66
96	Buy	24.02.2023 03:40:00	134.79	1.79	02.03.2023 15:30:40	136.922	\$ 2850.76	tp 136.922
80	Buy	07.03.2023 03:35:00	1847.66	2.72	07.03.2023 11:50:11	1843.93	\$ -1039.66	sl 1843.99
98	Buy	07.03.2023 12:20:00	135.908	3.58	07.03.2023 20:48:40	136.997	\$ 2827.87	tp 136.997
84	Buy	22.03.2023 11:10:00	1941.47	1.38	22.03.2023 21:00:47	1957.78	\$ 2237.33	tp 1957.72
74	Buy	22.03.2023 11:10:00	1941.47	1.38	22.03.2023 21:02:50	1959.72	\$ 2505.04	tp 1958.80
46	Buy	22.03.2023 10:50:00	1940.18	1.44	22.03.2023 21:02:54	1961.26	\$ 3021.48	tp 1960.97
124	Buy	30.03.2023 10:30:00	1.08425	5.07	30.03.2023 15:00:40	1.08878	\$ 2269.17	tp 1.08878
86	Buy	06.04.2023 08:50:00	2015.11	1.36	06.04.2023 16:42:28	2006.88	\$ -1132.95	sl 2007.78
126	Buy	06.04.2023 09:30:00	1.0901	5.95	07.04.2023 15:30:40	1.0902	\$ -29.47	sl 1.09020
86	Buy	06.04.2023 19:06:00	2012.57	0.84	10.04.2023 01:01:00	1996.58	\$ -1460.94	sl 2000.79
128	Buy	07.04.2023 17:45:00	1.09142	2.57	10.04.2023 15:06:40	1.08754	\$ -1035.58	sl 1.08754
76	Buy	10.04.2023 22:40:00	1992.01	0.96	12.04.2023 05:35:55	2016.88	\$ 2252.9	tp 2016.85
84	Buy	10.04.2023 22:48:00	1992.22	0.94	12.04.2023 05:38:40	2017.15	\$ 2211.62	tp 2017.15
100	Buy	13.04.2023 06:00:00	133.249	2.95	13.04.2023 15:30:40	132.785	\$ -1045.6	sl 132.785
82	Buy	17.04.2023 04:40:00	2002.78	1.36	17.04.2023 15:32:55	2002.98	\$ 13.58	sl 2002.98
130	Buy	17.04.2023 08:45:00	1.09925	3.2	17.04.2023 15:45:40	1.09613	\$ -1015.96	sl 1.09613
84	Buy	19.04.2023 05:35:00	2005.41	2.87	19.04.2023 08:41:03	2001.9	\$ -1036.12	sl 2001.93
102	Buy	20.04.2023 12:00:00	134.671	4.48	20.04.2023 15:30:40	134.375	\$ -1009.25	sl 134.375
88	Sell	24.04.2023 15:10:00	1982.52	2.27	24.04.2023 17:30:47	1982.35	\$ 16.09	sl 1982.32
78	Sell	25.04.2023 07:00:00	1992.87	1.24	25.04.2023 15:48:15	1992.69	\$ 9.96	sl 1992.67
104	Buy	25.04.2023 15:00:00	134.196	3.42	25.04.2023 16:05:40	133.804	\$ -1019.04	sl 133.804
132	Buy	27.04.2023 15:30:00	1.10472	5.78	27.04.2023 15:30:40	1.10299	\$ -1031.84	sl 1.10299
106	Buy	27.04.2023 15:40:00	133.773	2.28	28.04.2023 09:40:40	135.44	\$ 2810.49	tp 135.440
80	Sell	28.04.2023 06:50:00	1987.97	2.82	28.04.2023 15:30:01	1979.37	\$ 2397.23	tp 1979.47
48	Sell	02.05.2023 10:15:00	1982.4	2.32	02.05.2023 13:28:28	1986.74	\$ -1029.9	sl 1986.71
50	Buy	03.05.2023 11:20:00	2016.07	2.21	03.05.2023 15:15:01	2009.9	\$ -1385.81	sl 2011.56
86	Buy	27.04.2023 20:24:00	1989.98	0.62	03.05.2023 20:29:40	2027.51	\$ 2159.2	tp 2027.51
90	Buy	08.05.2023 03:30:00	2018.34	0.94	10.05.2023 15:31:54	2042.17	\$ 2108.1	tp 2042.08
88	Buy	10.05.2023 15:30:00	2032.01	1.41	10.05.2023 16:35:00	2032.1	\$ -1.63	sl 2032.11
134	Sell	10.05.2023 19:00:00	1.09653	2.39	12.05.2023 17:50:40	1.08692	\$ 2302.87	tp 1.08692
88	Buy	12.05.2023 15:36:00	2009.24	1.18	12.05.2023 18:57:40	2009.34	\$ -0.06	sl 2009.34
108	Buy	16.05.2023 15:20:00	135.918	5.55	16.05.2023 15:30:20	135.674	\$ -1025.89	sl 135.674
86	Sell	18.05.2023 06:15:00	1983.09	3.47	18.05.2023 10:00:46	1976.61	\$ 2214.21	tp 1976.61
136	Sell	22.05.2023 08:30:00	1.08143	6.28	22.05.2023 15:35:40	1.08302	\$ -1032.5	sl 1.08302
92	Sell	22.05.2023 05:10:00	1976.92	1.37	23.05.2023 04:59:54	1960.52	\$ 2286.34	tp 1960.54
82	Sell	24.05.2023 09:40:00	1972.92	1.3	24.05.2023 14:38:59	1981.71	\$ -1155.55	sl 1980.56

90	Sell	24.05.2023 16:12:00	1975.66	1.03	25.05.2023 15:34:40	1953.05	\$ 2438.29	tp 1953.05
90	Sell	29.05.2023 16:42:00	1946.2	2.78	30.05.2023 05:12:27	1946.1	\$ 108.33	sl 1946.10
110	Buy	31.05.2023 16:00:00	139.804	4.49	31.05.2023 17:35:40	139.824	\$ 41.76	sl 139.824
94	Buy	01.06.2023 13:10:00	1960.89	1.32	01.06.2023 18:07:55	1977.93	\$ 2236.28	tp 1977.88
96	Sell	06.06.2023 16:40:00	1958.82	1.31	06.06.2023 19:08:10	1966.4	\$ -1005.84	sl 1966.40
98	Sell	07.06.2023 05:10:02	1963.28	2.83	07.06.2023 10:24:17	1955.28	\$ 2236.28	tp 1955.34
84	Sell	07.06.2023 17:30:00	1959.72	0.95	08.06.2023 15:58:48	1959.57	\$ 115.25	sl 1959.52
100	Buy	13.06.2023 15:50:00	1964.34	0.6	13.06.2023 18:23:49	1947.85	\$ -995.27	sl 1947.86
92	Sell	13.06.2023 15:48:00	1960.7	0.95	15.06.2023 04:13:40	1936.05	\$ 2479.56	tp 1936.05
138	Buy	19.06.2023 11:30:00	1.09369	8.06	19.06.2023 12:16:20	1.09245	\$ -1043.49	sl 1.09245
102	Buy	19.06.2023 11:20:03	1957.19	2.21	19.06.2023 12:44:15	1952.67	\$ -1020.52	sl 1952.67
140	Buy	20.06.2023 22:00:00	1.0917	3.95	21.06.2023 20:19:40	1.09752	\$ 2239.75	tp 1.09752
112	Buy	16.06.2023 06:00:00	140.682	1.66	22.06.2023 20:23:20	143.082	\$ 2840.73	tp 143.082
104	Sell	27.06.2023 17:00:00	1923.52	1.39	28.06.2023 12:50:06	1907.38	\$ 2283.94	tp 1907.39
86	Buy	05.07.2023 07:50:00	1925.83	3.75	05.07.2023 09:18:22	1923.16	\$ -1037.33	sl 1923.17
142	Sell	05.07.2023 11:15:00	1.08766	3.15	06.07.2023 13:17:40	1.08756	\$ 33.27	sl 1.08756
88	Buy	14.07.2023 17:50:00	1959.59	1.16	17.07.2023 06:29:38	1950.91	\$ -1093.74	sl 1950.97
106	Buy	14.07.2023 17:50:00	1959.59	1.16	17.07.2023 06:29:38	1950.91	\$ -1093.74	sl 1950.97
94	Buy	14.07.2023 17:48:00	1958.11	1.39	17.07.2023 06:29:40	1950.92	\$ -1103.48	sl 1950.92
108	Buy	17.07.2023 08:20:00	1954.7	2.61	17.07.2023 10:22:06	1950.87	\$ -1025.11	sl 1950.88
52	Buy	17.07.2023 11:15:00	1954.44	2.06	17.07.2023 15:47:36	1949.54	\$ -1029.51	sl 1949.59
88	Buy	19.07.2023 06:10:00	1977.06	3.78	19.07.2023 07:20:31	1974.41	\$ -1039.04	sl 1974.42
92	Buy	19.07.2023 15:12:00	1976.25	2.12	19.07.2023 17:42:23	1971.41	\$ -1047	sl 1971.54
96	Buy	21.07.2023 15:24:00	1966.62	1.77	21.07.2023 16:14:40	1960.99	\$ -1013.89	sl 1960.99
144	Sell	24.07.2023 10:30:00	1.11224	4.01	24.07.2023 22:24:00	1.10651	\$ 2275.49	tp 1.10651
110	Buy	25.07.2023 15:00:00	1960.85	1.28	25.07.2023 17:00:01	1952.07	\$ -1136.36	sl 1953.09
114	Buy	25.07.2023 16:20:00	141.485	4.67	25.07.2023 17:37:40	141.179	\$ -1035.56	sl 141.179
94	Sell	28.07.2023 20:48:00	1959	2.19	31.07.2023 14:03:21	1958.95	\$ 74.24	sl 1958.90
96	Sell	02.08.2023 15:12:00	1950.18	2.14	02.08.2023 17:28:23	1936.15	\$ 2981.63	tp 1936.17
112	Sell	02.08.2023 15:20:00	1949.01	1.72	02.08.2023 17:28:23	1935.88	\$ 2241.66	tp 1935.98
146	Sell	03.08.2023 16:15:00	1.09258	3.24	03.08.2023 19:38:40	1.09566	\$ -1015.64	sl 1.09566
116	Buy	04.08.2023 03:40:00	142.77	1.96	04.08.2023 16:04:40	142.053	\$ -999.09	sl 142.053
118	Buy	09.08.2023 11:00:00	143.244	5.52	10.08.2023 07:07:40	143.976	\$ 2884.87	tp 143.976
90	Sell	15.08.2023 19:30:00	1905.07	1.53	17.08.2023 18:58:46	1889.4	\$ 2619.83	tp 1889.40
98	Sell	22.08.2023 15:48:00	1897.86	1.5	22.08.2023 18:08:40	1897.76	\$ 0.76	sl 1897.76
100	Sell	23.08.2023 13:24:00	1902.14	2.95	23.08.2023 15:25:40	1905.52	\$ -1025.18	sl 1905.52
92	Sell	23.08.2023 12:50:00	1902.19	3.04	23.08.2023 15:25:55	1905.47	\$ -1026.06	sl 1905.47
148	Sell	24.08.2023 09:30:00	1.0861	6.25	24.08.2023 15:40:40	1.08242	\$ 2266.12	tp 1.08242
114	Buy	25.08.2023 17:10:00	1916.77	1.93	25.08.2023 17:26:57	1911.59	\$ -1018.21	sl 1911.59
102	Buy	25.08.2023 17:12:00	1917.65	1.63	25.08.2023 17:27:00	1911.54	\$ -1011.53	sl 1911.54
120	Buy	29.08.2023 07:20:00	146.448	9.53	29.08.2023 14:17:40	146.878	\$ 2742.34	tp 146.878
98	Buy	31.08.2023 16:00:00	1946	3.33	31.08.2023 16:11:07	1943	\$ -1031.38	sl 1943.00
90	Buy	01.09.2023 04:05:00	1941.9	3.04	01.09.2023 07:09:13	1938.61	\$ -1029.65	sl 1938.62
150	Buy	01.09.2023 10:00:00	1.08495	4.62	01.09.2023 16:46:40	1.08505	\$ 21.14	sl 1.08505
116	Buy	01.09.2023 20:40:00	1941.68	1.37	05.09.2023 11:06:37	1934.4	\$ -1189.02	sl 1934.43
92	Sell	12.09.2023 04:25:00	1921.23	4.44	12.09.2023 05:46:36	1923.49	\$ -1046.12	sl 1923.48
104	Sell	11.09.2023 13:24:00	1924.88	1.69	12.09.2023 15:08:40	1911.02	\$ 2391.54	tp 1911.02
94	Buy	20.09.2023 05:15:00	1931.12	3.78	20.09.2023 10:17:41	1928.47	\$ -1038.17	sl 1928.48
122	Buy	19.09.2023 03:40:00	147.721	6.38	20.09.2023 16:43:40	147.741	\$ 94.16	sl 147.741
54	Buy	20.09.2023 11:25:00	1930.22	3.03	20.09.2023 16:44:21	1940.6	\$ 3115.82	tp 1940.12
152	Buy	20.09.2023 09:15:00	1.06863	7.24	20.09.2023 16:59:40	1.0718	\$ 2256.34	tp 1.07180
154	Sell	22.09.2023 21:00:00	1.06517	4.9	25.09.2023 16:32:40	1.06048	\$ 2281.86	tp 1.06048
124	Buy	22.09.2023 05:00:00	147.77	3.2	26.09.2023 09:22:40	149.084	\$ 2844.03	tp 149.084
118	Sell	29.09.2023 17:00:00	1870.52	1.07	29.09.2023 21:16:20	1849.57	\$ 2231.7	tp 1849.57
106	Sell	29.09.2023 17:00:00	1870.52	1.06	29.09.2023 21:17:40	1848.52	\$ 2322.14	tp 1848.52
100	Sell	29.09.2023 16:54:00	1871.45	1.18	02.10.2023 01:46:26	1846.15	\$ 3020.1	tp 1846.16
102	Sell	06.10.2023 14:30:00	1821.72	2.91	06.10.2023 15:30:26	1811.4	\$ 2976.69	tp 1811.43
126	Buy	11.10.2023 05:40:00	148.72	4.85	12.10.2023 17:00:40	149.595	\$ 2902.31	tp 149.595
96	Buy	17.10.2023 06:40:00	1916.2	2.6	17.10.2023 13:13:05	1924.93	\$ 2244.83	tp 1924.84
98	Buy	19.10.2023 06:00:00	1949.76	2.84	19.10.2023 06:44:23	1946.22	\$ -1033.02	sl 1946.24

156	Buy	30.10.2023 12:15:00	1.05749	3.53	31.10.2023 11:57:40	1.064	\$ 2245.77	tp 1.06400
104	Buy	25.10.2023 18:36:00	1979.49	0.6	31.10.2023 21:34:11	1979.59	\$ -234.3	sl 1979.59
120	Buy	25.10.2023 18:40:00	1977.29	0.69	01.11.2023 06:54:23	1977.4	\$ -313.67	sl 1977.49
128	Buy	17.10.2023 15:40:00	149.752	1.43	03.11.2023 15:30:40	149.772	\$ 178.38	sl 149.772
94	Buy	01.11.2023 22:40:00	1981.2	0.87	06.11.2023 17:59:03	1981.35	\$ -278.76	sl 1981.40
108	Buy	09.11.2023 16:00:00	1950.65	1.63	09.11.2023 20:26:40	1965.06	\$ 2332.87	tp 1965.06
130	Buy	09.11.2023 10:20:00	150.998	6.28	13.11.2023 04:54:20	151.676	\$ 2852.1	tp 151.676
158	Buy	22.11.2023 10:00:00	1.09146	5.12	22.11.2023 10:39:40	1.08951	\$ -1026.32	sl 1.08951
106	Buy	30.11.2023 15:06:00	2039.89	2.5	30.11.2023 15:30:51	2039.97	\$ -5.5	sl 2039.99
122	Buy	30.11.2023 18:30:00	2039.58	1.17	01.12.2023 18:46:09	2058.72	\$ 2151.22	tp 2058.71
132	Buy	05.12.2023 11:20:00	147.075	3.71	05.12.2023 17:00:40	146.667	\$ -1050.61	sl 146.667
160	Sell	06.12.2023 17:30:00	1.0788	5.81	07.12.2023 15:39:40	1.0787	\$ 61.62	sl 1.07870
96	Buy	08.12.2023 12:10:00	2030.24	2.68	08.12.2023 15:30:01	2022.87	\$ -2002.31	sl 2026.52
162	Sell	11.12.2023 13:45:00	1.0764	6.49	11.12.2023 20:51:40	1.0763	\$ 29.98	sl 1.07630
98	Sell	12.12.2023 15:50:00	1985.52	0.88	13.12.2023 21:03:09	1996.85	\$ -971.74	sl 1996.80
124	Sell	12.12.2023 15:50:00	1985.52	0.88	13.12.2023 21:03:09	1996.85	\$ -971.74	sl 1996.80
108	Buy	14.12.2023 15:48:00	2035.45	1.25	14.12.2023 19:43:07	2035.45	\$ -12.72	sl 2035.55
110	Buy	27.12.2023 13:18:00	2066.89	1.82	27.12.2023 20:02:14	2083.45	\$ 2995.04	tp 2083.33
112	Buy	28.12.2023 15:36:00	2078.24	1.43	28.12.2023 21:14:21	2071.23	\$ -1017.26	sl 2071.26
110	Buy	05.01.2024 16:12:00	2040.88	0.6	05.01.2024 19:29:40	2040.98	\$ -0.12	sl 2040.98
126	Sell	09.01.2024 10:20:00	2032.19	1.64	09.01.2024 12:25:50	2038.4	\$ -1035.13	sl 2038.27
164	Sell	10.01.2024 16:00:00	1.09405	6.49	10.01.2024 17:32:40	1.09559	\$ -1034.99	sl 1.09559
134	Buy	11.01.2024 15:40:00	145.78	1.82	12.01.2024 01:19:20	144.979	\$ -1003.11	sl 144.979
112	Buy	11.01.2024 21:48:00	2024.76	0.86	12.01.2024 14:08:40	2051.79	\$ 2259.83	tp 2051.79
114	Buy	15.01.2024 15:18:00	2053.7	4.2	15.01.2024 17:01:15	2051.32	\$ -1042.7	sl 2051.32
136	Buy	19.01.2024 16:20:00	148.251	3.41	22.01.2024 03:17:40	147.827	\$ -973.94	sl 147.827
138	Buy	22.01.2024 07:40:00	148.091	3.99	22.01.2024 14:44:40	147.721	\$ -1019.34	sl 147.721
116	Sell	25.01.2024 14:18:00	2016.15	2.9	25.01.2024 15:31:01	2016.06	\$ -3.14	sl 2016.05
114	Buy	25.01.2024 21:24:00	2017.04	1.25	26.01.2024 17:06:40	2017.14	\$ -81.48	sl 2017.14
140	Buy	26.01.2024 15:40:00	147.827	3.31	29.01.2024 22:16:40	147.381	\$ -997.66	sl 147.381
128	Buy	25.01.2024 16:00:00	2019.51	0.96	30.01.2024 16:13:04	2043.07	\$ 2064.51	tp 2042.93
100	Buy	01.02.2024 15:40:00	2040.3	0.97	01.02.2024 18:45:09	2064.85	\$ 2371.39	tp 2064.85
116	Buy	01.02.2024 15:48:00	2040.92	0.91	02.02.2024 15:30:40	2041.02	\$ -59.42	sl 2041.02
142	Buy	07.02.2024 17:20:00	148.058	3.34	08.02.2024 14:33:40	149.312	\$ 2850.62	tp 149.312
144	Buy	09.02.2024 17:20:00	149.393	3.77	12.02.2024 10:08:20	148.997	\$ -997.6	sl 148.997
118	Buy	12.02.2024 15:12:00	2024.87	2.04	12.02.2024 15:49:40	2019.97	\$ -1020.23	sl 2019.97
118	Sell	12.02.2024 15:48:00	2020.82	1.46	12.02.2024 20:35:52	2020.73	\$ -1.62	sl 2020.72
102	Sell	09.02.2024 15:50:00	2028.51	1.14	13.02.2024 13:22:50	2028.34	\$ 96.06	sl 2028.31
146	Buy	12.02.2024 15:40:00	149.155	6.15	13.02.2024 15:30:40	149.845	\$ 2839.06	tp 149.845
166	Sell	19.02.2024 11:00:00	1.07782	8.54	20.02.2024 00:04:30	1.07772	\$ 56.46	sl 1.07772
100	Buy	21.02.2024 03:20:00	2025.31	4.14	21.02.2024 05:54:35	2030.74	\$ 2206.04	tp 2030.73
168	Buy	23.02.2024 19:00:00	1.08275	6.21	27.02.2024 10:45:20	1.08645	\$ 2146.02	tp 1.08645
148	Buy	21.02.2024 02:20:00	150.03	4.18	29.02.2024 04:13:40	150.05	\$ 290.31	sl 150.050
120	Buy	28.02.2024 14:12:00	2028.71	2.32	29.02.2024 14:20:40	2028.81	\$ -453.44	sl 2028.81
102	Buy	01.03.2024 03:20:01	2044.07	8.26	01.03.2024 05:47:04	2046.8	\$ 2170.5	tp 2046.79
170	Buy	05.03.2024 11:15:00	1.08535	8	05.03.2024 16:45:20	1.0841	\$ -1043.39	sl 1.08410
130	Buy	12.03.2024 12:10:00	2179.16	1.82	12.03.2024 14:14:03	2173.66	\$ -1020.81	sl 2173.69
120	Buy	12.03.2024 15:42:00	2180.82	0.46	12.03.2024 16:05:38	2159.4	\$ -990.31	sl 2159.41
132	Buy	13.03.2024 05:20:00	2159.93	2.42	13.03.2024 16:39:27	2169.22	\$ 2221.99	tp 2169.22
104	Sell	20.03.2024 18:40:00	2155.37	1.05	20.03.2024 21:00:04	2164.95	\$ -1017.24	sl 2164.88
134	Sell	20.03.2024 18:40:00	2155.37	1.05	20.03.2024 21:00:04	2164.95	\$ -1017.24	sl 2164.88
106	Buy	22.03.2024 15:20:00	2172.78	0.98	22.03.2024 19:48:18	2162.43	\$ -1024.92	sl 2162.61
104	Buy	26.03.2024 04:20:00	2173.65	3.36	26.03.2024 04:38:21	2170.67	\$ -1037.77	sl 2170.68
106	Buy	27.03.2024 06:15:00	2180.41	1.39	27.03.2024 14:21:38	2196.58	\$ 2232.42	tp 2196.54
122	Buy	02.04.2024 19:48:00	2260.57	1.02	03.04.2024 19:22:33	2289.86	\$ 2909.58	tp 2289.85
108	Buy	08.04.2024 04:30:00	2313.67	0.93	08.04.2024 05:36:50	2337.93	\$ 2245.36	tp 2337.86
150	Buy	21.03.2024 09:00:00	150.997	2.01	10.04.2024 23:38:40	153.12	\$ 2996.45	tp 153.120
172	Sell	11.04.2024 17:00:00	1.07347	4.48	11.04.2024 21:07:40	1.07337	\$ 20.76	sl 1.07337
136	Buy	10.04.2024 17:20:00	2347.65	0.35	12.04.2024 17:12:13	2411.2	\$ 2128.94	tp 2411.17
56	Buy	17.04.2024 09:55:00	2381.23	1.04	17.04.2024 15:39:14	2381.36	\$ 1.14	sl 2381.43

110	Buy	18.04.2024 03:35:00	2369.06	0.68	18.04.2024 23:30:00	2378.66	\$ 644.73	
112	Buy	19.04.2024 04:00:00	2379.64	1.7	19.04.2024 04:21:33	2392.85	\$ 2225.42	tp 2392.85
138	Buy	15.04.2024 18:30:00	2351.49	0.36	19.04.2024 04:43:21	2413.13	\$ 2074.12	tp 2413.12
108	Buy	15.04.2024 18:30:00	2351.49	0.36	19.04.2024 04:46:21	2417.23	\$ 2221.71	tp 2417.23
152	Buy	18.04.2024 11:40:00	154.348	3.79	19.04.2024 05:09:40	153.944	\$ -991.03	sl 153.944
140	Buy	19.04.2024 16:40:00	2384.85	0.83	22.04.2024 01:01:07	2383.94	\$ -139.46	sl 2385.05
124	Buy	15.04.2024 17:54:00	2351.77	0.36	22.04.2024 09:47:52	2351.8	\$ -167.23	sl 2351.87
154	Buy	19.04.2024 07:40:00	154.414	1.83	26.04.2024 10:26:40	156.802	\$ 2853.78	tp 156.802
114	Buy	30.04.2024 04:25:00	2335.19	2.88	30.04.2024 05:11:04	2331.7	\$ -1038.72	sl 2331.72
174	Buy	30.04.2024 12:00:00	1.07114	4.56	30.04.2024 15:31:20	1.06895	\$ -1023.04	sl 1.06895
110	Sell	03.05.2024 16:30:00	2300.96	0.5	06.05.2024 10:39:40	2320.69	\$ -972.93	sl 2320.67
142	Sell	03.05.2024 16:30:00	2300.96	0.5	06.05.2024 10:39:40	2320.69	\$ -972.93	sl 2320.67
116	Buy	06.05.2024 04:05:00	2305.76	0.71	06.05.2024 23:30:00	2325.03	\$ 1359.95	
112	Buy	08.05.2024 05:50:00	2313.83	1.47	08.05.2024 10:59:03	2307.07	\$ -1010.7	sl 2307.07
118	Buy	08.05.2024 05:45:00	2313.79	1.48	08.05.2024 10:59:03	2307.07	\$ -1011.66	sl 2307.07
120	Buy	09.05.2024 03:50:00	2310.46	3.81	09.05.2024 08:14:42	2316.36	\$ 2203.83	tp 2316.36
114	Buy	09.05.2024 13:40:00	2311.71	1.94	09.05.2024 15:37:08	2324.02	\$ 2365.66	tp 2324.02
122	Buy	03.05.2024 19:24:00	2297.57	0.48	09.05.2024 23:13:40	2345.77	\$ 2120.54	tp 2345.77
176	Buy	17.05.2024 09:15:00	1.08652	8.77	17.05.2024 11:08:40	1.08538	\$ -1047.4	sl 1.08538
126	Buy	15.05.2024 17:30:00	2366.86	0.66	17.05.2024 17:50:44	2412.25	\$ 2815.98	tp 2412.19
144	Buy	21.05.2024 10:40:00	2419.25	0.76	22.05.2024 14:43:16	2405.93	\$ -1070.97	sl 2406.21
146	Sell	27.05.2024 10:10:01	2340.8	1.47	27.05.2024 15:19:49	2347.62	\$ -1019.77	sl 2347.59
156	Buy	28.05.2024 09:00:00	156.836	8.21	28.05.2024 16:19:40	156.645	\$ -1042.12	sl 156.645
178	Buy	27.05.2024 16:45:00	1.08557	6.41	28.05.2024 21:32:40	1.08567	\$ -31.6	sl 1.08567
122	Buy	30.05.2024 04:15:00	2339.32	1.87	30.05.2024 04:44:55	2333.95	\$ -1026.04	sl 2333.98
116	Sell	28.05.2024 21:30:00	2354.02	0.99	30.05.2024 05:41:39	2329.83	\$ 2536.46	tp 2329.90
158	Buy	31.05.2024 02:40:00	156.907	2.86	03.06.2024 17:01:20	156.36	\$ -998.09	sl 156.360
128	Buy	06.06.2024 16:30:00	2361.15	1.29	07.06.2024 07:29:04	2384.34	\$ 2892.23	tp 2384.31
58	Sell	12.06.2024 10:05:00	2314.29	2.25	12.06.2024 15:30:01	2324.43	\$ -2307.59	sl 2318.73
160	Buy	17.06.2024 09:40:00	157.418	5.7	18.06.2024 11:16:40	158.199	\$ 2818.74	tp 158.199
162	Buy	19.06.2024 12:20:00	157.834	6.53	20.06.2024 15:58:40	158.524	\$ 2923.63	tp 158.524
118	Sell	24.06.2024 18:50:00	2328.04	1.71	24.06.2024 21:15:00	2333.86	\$ -1015.15	sl 2333.86
180	Buy	25.06.2024 11:45:00	1.07337	7.51	25.06.2024 14:05:40	1.07204	\$ -1039.11	sl 1.07204
124	Sell	25.06.2024 14:36:00	2329.19	1.25	26.06.2024 09:04:20	2310.46	\$ 2375.13	tp 2310.46
120	Buy	05.07.2024 03:40:01	2358.51	2.36	05.07.2024 15:30:08	2351.24	\$ -1743.51	sl 2358.71
130	Buy	05.07.2024 15:48:00	2371.54	0.47	08.07.2024 12:05:00	2371.63	\$ -31.95	sl 2371.64
182	Buy	09.07.2024 16:45:00	1.08252	7.29	09.07.2024 17:05:40	1.08115	\$ -1038.16	sl 1.08115
148	Buy	05.07.2024 20:50:00	2386.44	0.27	16.07.2024 22:51:40	2467.29	\$ 2021.46	tp 2467.28
124	Buy	17.07.2024 06:50:00	2472.63	1.16	17.07.2024 09:02:15	2464.02	\$ -1013.08	sl 2464.04
184	Sell	17.07.2024 10:00:00	1.08975	10.1	17.07.2024 10:30:40	1.09074	\$ -1054.96	sl 1.09074
164	Buy	19.07.2024 10:40:00	157.546	2.62	22.07.2024 09:01:40	156.942	\$ -1006.12	sl 156.942
122	Sell	23.07.2024 16:50:00	2402.11	1	24.07.2024 04:14:46	2412.05	\$ -967.34	sl 2412.04
186	Sell	29.07.2024 07:30:00	1.086	9.52	29.07.2024 11:34:40	1.08359	\$ 2242.68	tp 1.08359
188	Sell	30.07.2024 11:00:00	1.08182	10.86	30.07.2024 11:08:40	1.08274	\$ -1057.89	sl 1.08274
150	Sell	30.07.2024 18:30:00	2386.33	0.87	30.07.2024 19:55:31	2397.81	\$ -1009.17	sl 2397.79
126	Sell	30.07.2024 18:24:00	2386.99	0.92	30.07.2024 19:55:40	2397.84	\$ -1009.21	sl 2397.84
124	Buy	02.08.2024 05:00:00	2447.32	0.8	02.08.2024 15:35:30	2477.19	\$ 2379.76	tp 2477.15
60	Sell	07.08.2024 10:35:00	2390.65	1.25	07.08.2024 14:34:05	2398.65	\$ -1014.97	sl 2398.64
190	Buy	13.08.2024 15:00:00	1.09304	5.78	13.08.2024 19:53:40	1.09702	\$ 2268.8	tp 1.09702
152	Buy	14.08.2024 09:30:01	2466.37	0.91	14.08.2024 16:20:42	2455.19	\$ -1028.58	sl 2455.39
154	Buy	15.08.2024 17:40:00	2454.55	0.44	16.08.2024 21:44:23	2504.88	\$ 2180.42	tp 2504.88
128	Buy	15.08.2024 17:36:00	2454.83	0.44	16.08.2024 22:57:40	2508.18	\$ 2313.3	tp 2508.18
126	Buy	20.08.2024 04:25:00	2505.69	2.53	20.08.2024 04:54:19	2501.72	\$ -1036.08	sl 2501.75
130	Buy	21.08.2024 18:48:00	2509.39	0.62	22.08.2024 16:21:40	2493.39	\$ -1120.84	sl 2493.39
62	Buy	27.08.2024 11:20:00	2512.05	1.05	27.08.2024 23:30:00	2524.99	\$ 1345.48	
132	Buy	27.08.2024 16:36:00	2512.03	1.16	28.08.2024 07:36:13	2511.91	\$ -104	sl 2512.13
126	Sell	04.09.2024 22:40:00	2492.19	1.24	05.09.2024 08:50:06	2500.23	\$ -868.48	sl 2500.23
132	Buy	04.09.2024 13:36:00	2486.96	0.66	05.09.2024 15:35:40	2522.54	\$ 2211.12	tp 2522.54
134	Buy	06.09.2024 15:36:00	2525.48	0.55	06.09.2024 16:28:05	2507.35	\$ -1004.07	sl 2507.50
156	Buy	06.09.2024 18:30:00	2515.53	0.66	06.09.2024 19:04:08	2500.36	\$ -1009.5	sl 2500.43

192	Sell	11.09.2024 15:45:00	1.1009	2.15	12.09.2024 20:57:40	1.10553	\$ -994.41	sl 1.10553
128	Buy	17.09.2024 05:00:00	2582.74	2.28	17.09.2024 06:23:53	2578.33	\$ -1034.9	sl 2578.37
158	Buy	17.09.2024 09:10:00	2581.49	1.43	17.09.2024 12:23:00	2574.53	\$ -1013.71	sl 2574.53
130	Buy	19.09.2024 05:05:00	2558.06	0.89	19.09.2024 10:55:39	2583.38	\$ 2242.04	tp 2583.24
132	Buy	20.09.2024 04:35:00	2588.21	2.96	20.09.2024 09:01:45	2595.79	\$ 2205.32	tp 2595.79
136	Buy	24.09.2024 12:48:00	2629.65	1.4	24.09.2024 19:40:08	2651.06	\$ 2978.92	tp 2651.01
64	Buy	24.09.2024 11:45:00	2629.52	1.25	24.09.2024 19:40:54	2653.4	\$ 2968.49	tp 2653.34
138	Buy	25.09.2024 20:24:00	2657.87	1.21	26.09.2024 14:39:05	2682.49	\$ 2726.56	tp 2682.47
160	Buy	25.09.2024 20:30:00	2660.5	0.92	26.09.2024 14:39:50	2684.77	\$ 2040.87	tp 2684.76
166	Buy	20.09.2024 10:00:00	142.98	1.25	27.09.2024 10:05:40	143	\$ 67.02	sl 143.000
128	Buy	04.10.2024 18:00:00	2658.57	0.47	08.10.2024 05:30:09	2637.42	\$ -1061.47	sl 2637.42
162	Buy	04.10.2024 18:00:00	2658.57	0.37	08.10.2024 10:03:17	2631.72	\$ -1046.52	sl 2632.00
164	Buy	08.10.2024 12:50:00	2640.76	0.82	08.10.2024 17:27:09	2628.57	\$ -1010.38	sl 2628.57
130	Sell	08.10.2024 16:10:00	2643.32	1.03	08.10.2024 17:37:50	2619.6	\$ 2429.6	tp 2620.11
66	Sell	09.10.2024 09:05:00	2618.01	1.37	09.10.2024 18:16:52	2617.89	\$ -1.5	sl 2617.81
140	Buy	11.10.2024 13:42:00	2640.45	2.31	11.10.2024 17:17:51	2653.41	\$ 2963.19	tp 2653.41
194	Sell	15.10.2024 14:00:00	1.09027	7.24	15.10.2024 16:50:20	1.09165	\$ -1038.61	sl 1.09165
132	Buy	15.10.2024 09:40:00	2646.98	1.11	15.10.2024 19:19:25	2668.48	\$ 2371.74	tp 2668.48
68	Buy	15.10.2024 09:30:00	2645.13	1.23	15.10.2024 23:30:00	2661.19	\$ 1959.07	
134	Buy	10.10.2024 15:36:00	2623.97	0.46	16.10.2024 09:15:20	2674.99	\$ 2221.02	tp 2674.99
196	Sell	16.10.2024 16:00:00	1.08891	7.81	16.10.2024 21:07:20	1.08597	\$ 2253.68	tp 1.08597
166	Sell	17.10.2024 12:10:00	2680.12	1.79	17.10.2024 13:23:50	2685.69	\$ -1021.04	sl 2685.69
142	Buy	17.10.2024 16:12:00	2682.83	1.02	18.10.2024 08:09:27	2712.22	\$ 2917.62	tp 2712.08
198	Sell	29.10.2024 13:30:00	1.08083	5.4	29.10.2024 17:00:40	1.08073	\$ 24.82	sl 1.08073
144	Buy	29.10.2024 14:48:00	2751.78	1.8	29.10.2024 17:17:53	2768.45	\$ 2975.76	tp 2768.40
134	Buy	06.11.2024 03:30:00	2741.39	1.14	06.11.2024 05:29:01	2732.61	\$ -1016.52	sl 2732.68
200	Buy	08.11.2024 11:15:00	1.07849	4.09	08.11.2024 15:30:40	1.07605	\$ -1019.99	sl 1.07605
168	Sell	13.11.2024 16:40:00	2607.55	0.89	13.11.2024 19:11:27	2582.25	\$ 2240.15	tp 2582.33
136	Sell	13.11.2024 16:48:00	2606.52	0.81	13.11.2024 22:03:40	2577.64	\$ 2328.78	tp 2577.64
168	Buy	13.11.2024 17:00:00	154.83	2.84	14.11.2024 22:05:40	156.264	\$ 2642.42	tp 156.264
202	Sell	25.11.2024 09:45:00	1.04645	2.69	25.11.2024 15:14:40	1.05016	\$ -1012.09	sl 1.05016
204	Sell	26.11.2024 16:15:00	1.04932	1.92	27.11.2024 15:34:40	1.05452	\$ -1004.66	sl 1.05452
136	Buy	29.11.2024 03:15:00	2641.57	1.32	29.11.2024 04:22:05	2658.9	\$ 2270.07	tp 2658.54
146	Buy	29.11.2024 18:00:00	2659.1	1.16	02.12.2024 01:01:00	2650.04	\$ -1141.88	sl 2650.48
206	Sell	03.12.2024 21:30:00	1.05135	4.54	04.12.2024 13:43:20	1.05125	\$ 30.62	sl 1.05125
170	Buy	12.12.2024 16:40:00	152.339	3.29	13.12.2024 18:33:40	153.693	\$ 2901.78	tp 153.693
208	Buy	16.12.2024 16:00:00	1.05077	4	16.12.2024 16:45:40	1.04827	\$ -1020.99	sl 1.04827
170	Sell	23.12.2024 12:00:00	2626.33	1.44	23.12.2024 17:06:12	2610.76	\$ 2223.23	tp 2610.81
70	Sell	23.12.2024 10:05:00	2627.82	1.56	23.12.2024 18:11:13	2608.51	\$ 2991.94	tp 2608.59
138	Sell	31.12.2024 04:50:00	2607.68	2.59	31.12.2024 08:24:20	2607.48	\$ 18.04	sl 2607.48
172	Sell	06.01.2025 15:40:00	2630.24	0.51	07.01.2025 14:07:20	2649.53	\$ -970.78	sl 2649.50
172	Buy	09.01.2025 08:20:00	158.176	3.6	09.01.2025 14:14:40	157.75	\$ -990.17	sl 157.750
148	Buy	10.01.2025 15:54:00	2680.41	0.59	13.01.2025 03:22:40	2680.44	\$ -44.54	sl 2680.51
174	Buy	13.01.2025 02:00:00	157.901	2.29	13.01.2025 11:31:40	157.215	\$ -1010.69	sl 157.215
140	Buy	13.01.2025 04:05:00	2688.36	1.09	13.01.2025 12:04:52	2679.22	\$ -1010.89	sl 2679.22
210	Sell	10.01.2025 15:45:00	1.02505	1.61	15.01.2025 10:03:40	1.03124	\$ -995.21	sl 1.03124
72	Buy	16.01.2025 09:05:00	2695.22	1.56	16.01.2025 15:43:44	2714.38	\$ 2967.86	tp 2714.36
142	Buy	17.01.2025 04:00:00	2715.08	1.9	17.01.2025 09:48:49	2709.73	\$ -1042.27	sl 2709.82
150	Buy	17.01.2025 16:36:00	2708.15	1.8	17.01.2025 20:29:51	2708.24	\$ -8.18	sl 2708.25
144	Buy	20.01.2025 04:40:00	2696.86	1.3	21.01.2025 03:41:41	2714.09	\$ 2137.69	tp 2714.07
212	Buy	21.01.2025 15:45:00	1.03723	3.21	22.01.2025 11:57:40	1.04438	\$ 2247.95	tp 1.04438
176	Buy	23.01.2025 13:40:00	156.475	5.55	23.01.2025 15:33:40	156.192	\$ -1033.35	sl 156.192
152	Buy	23.01.2025 17:00:00	2746.2	0.96	24.01.2025 08:08:45	2777.41	\$ 2920.4	tp 2777.40
214	Sell	29.01.2025 09:15:00	1.04339	9.8	29.01.2025 11:05:40	1.04104	\$ 2251.93	tp 1.04104
154	Buy	29.01.2025 15:54:00	2758.82	1.49	29.01.2025 17:27:30	2752.12	\$ -1018.83	sl 2752.13
216	Buy	31.01.2025 09:15:00	1.03983	4.62	31.01.2025 11:00:40	1.03767	\$ -1021.92	sl 1.03767
74	Buy	04.02.2025 10:20:00	2818.68	0.79	04.02.2025 23:30:00	2841.65	\$ 1803.45	
156	Buy	07.02.2025 15:42:00	2865.72	0.74	07.02.2025 18:17:04	2865.58	\$ -20.96	sl 2865.82
178	Buy	11.02.2025 11:40:00	151.961	4.82	12.02.2025 02:03:40	152.884	\$ 2914.94	tp 152.884
180	Buy	13.02.2025 10:00:00	154.281	4.55	13.02.2025 11:01:40	153.945	\$ -1015.84	sl 153.945

134	Buy	12.02.2025 16:10:00	2886.86	0.43	14.02.2025 19:43:08	2887.02	\$ -111.29	sl 2887.06
146	Buy	18.02.2025 04:15:00	2898.52	1.49	18.02.2025 07:12:46	2913.59	\$ 2223.78	tp 2913.57
174	Buy	19.02.2025 21:50:00	2930.83	0.81	20.02.2025 16:01:39	2930.95	\$ -160.34	sl 2931.03
76	Buy	21.02.2025 11:50:01	2927.97	0.81	21.02.2025 23:30:01	2936.19	\$ 653.94	
176	Buy	21.02.2025 12:10:00	2930.41	0.73	25.02.2025 10:00:12	2930.61	\$ -91.14	sl 2930.61
178	Buy	25.02.2025 11:00:00	2941.56	0.82	25.02.2025 14:33:12	2929.43	\$ -1006.7	sl 2929.46
138	Buy	27.02.2025 20:12:00	2886.3	0.53	28.02.2025 05:37:40	2867.78	\$ -1023.68	sl 2867.78
182	Buy	03.03.2025 12:20:00	150.444	3.01	03.03.2025 17:00:40	150.464	\$ 24.95	sl 150.464
148	Buy	07.03.2025 03:45:00	2910.37	0.71	07.03.2025 17:49:33	2910.49	\$ -1.82	sl 2910.57
140	Buy	06.03.2025 16:12:00	2908.39	0.58	07.03.2025 19:13:40	2908.49	\$ -40.4	sl 2908.49
158	Buy	12.03.2025 16:54:00	2915.97	1	13.03.2025 05:55:44	2945.89	\$ 2782.05	tp 2945.88
160	Buy	14.03.2025 19:42:00	2989.24	0.91	17.03.2025 15:15:33	2989.23	\$ -73.75	sl 2989.34
180	Buy	14.03.2025 19:50:00	2989.3	0.91	18.03.2025 06:15:33	3013.87	\$ 2103.73	tp 3013.85
136	Buy	21.03.2025 11:10:02	3034.04	0.8	21.03.2025 16:38:05	3021.53	\$ -1012.91	sl 3021.57
182	Buy	21.03.2025 11:10:02	3034.04	0.8	21.03.2025 16:38:05	3021.53	\$ -1012.91	sl 3021.57
78	Buy	21.03.2025 09:10:00	3031.98	0.87	21.03.2025 16:38:06	3020.57	\$ -1005.83	sl 3020.57
150	Buy	26.03.2025 04:35:00	3020.3	2.5	26.03.2025 06:16:55	3020.46	\$ 2.24	sl 3020.50
138	Buy	26.03.2025 04:50:00	3022.69	1.56	26.03.2025 07:06:46	3015.84	\$ -1092.15	sl 3016.30
218	Sell	21.03.2025 16:00:00	1.08321	3.37	26.03.2025 20:20:40	1.0764	\$ 2296.99	tp 1.07640
184	Buy	26.03.2025 21:10:00	3020.48	1.2	27.03.2025 12:55:54	3039.11	\$ 1983.06	tp 3039.09
162	Buy	01.04.2025 18:06:00	3132.12	1.16	01.04.2025 18:42:42	3123.52	\$ -1015.74	sl 3123.57
164	Sell	07.04.2025 15:06:00	3027.52	0.53	07.04.2025 17:11:50	3027.44	\$ -3.78	sl 3027.42
166	Buy	14.04.2025 14:18:00	3223.36	0.58	14.04.2025 15:40:38	3206.11	\$ -1009.82	sl 3206.13
186	Buy	14.04.2025 14:50:00	3225.27	0.52	14.04.2025 15:40:38	3206.11	\$ -1004.68	sl 3206.18
184	Buy	15.04.2025 10:00:00	143.324	3.03	15.04.2025 12:00:40	142.829	\$ -1065.26	sl 142.829
168	Buy	15.04.2025 15:18:00	3225.77	1.09	15.04.2025 15:25:19	3216.54	\$ -1023.63	sl 3216.61
170	Buy	17.04.2025 13:30:00	3325.76	0.75	17.04.2025 15:26:28	3325.71	\$ -16.23	sl 3325.86
152	Buy	23.04.2025 03:40:00	3355.47	0.24	23.04.2025 09:02:04	3314.88	\$ -978.16	sl 3315.04
140	Buy	24.04.2025 19:00:00	3329.52	0.43	25.04.2025 06:57:52	3329.65	\$ -29.56	sl 3329.72
220	Buy	30.04.2025 09:30:00	1.13887	4.23	30.04.2025 11:25:40	1.13651	\$ -1022.34	sl 1.13651
172	Sell	30.04.2025 17:36:00	3293.2	0.37	01.05.2025 14:46:20	3213.78	\$ 2975.48	tp 3213.79
154	Buy	13.05.2025 05:40:00	3234.88	0.52	13.05.2025 16:40:14	3235.01	\$ -1.66	sl 3235.08
186	Buy	20.05.2025 06:00:00	145.117	3.55	20.05.2025 07:35:20	144.715	\$ -1003.91	sl 144.715
222	Buy	22.05.2025 11:15:00	1.13326	2.63	22.05.2025 12:06:40	1.12947	\$ -1011.65	sl 1.12947
188	Buy	22.05.2025 15:00:00	3314.38	0.31	22.05.2025 17:00:56	3281.24	\$ -1032.45	sl 3282.96
156	Buy	23.05.2025 04:00:00	3301.08	0.69	23.05.2025 10:48:03	3333.64	\$ 2235.2	tp 3333.32
174	Buy	26.05.2025 15:06:02	3334.01	0.94	27.05.2025 04:42:45	3334.09	\$ -69.34	sl 3334.11
142	Buy	29.05.2025 06:40:00	3276.33	0.32	30.05.2025 16:59:26	3275.57	\$ -50.39	sl 3276.53
176	Buy	04.06.2025 15:24:00	3354.75	0.9	05.06.2025 12:29:06	3388.15	\$ 2815.06	tp 3387.96
144	Sell	10.06.2025 17:50:00	3330.29	0.52	11.06.2025 15:30:01	3349.53	\$ -989.04	sl 3349.17
224	Buy	10.06.2025 12:00:00	1.14082	2.78	11.06.2025 19:33:40	1.14908	\$ 2253.95	tp 1.14908
142	Sell	11.06.2025 16:00:00	3336.77	0.41	12.06.2025 01:10:40	3360.59	\$ -935.88	sl 3360.59
144	Buy	17.06.2025 20:24:00	3388.86	0.43	18.06.2025 22:29:40	3366.03	\$ -1016.94	sl 3366.03
190	Buy	19.06.2025 03:30:00	3379.3	0.59	19.06.2025 08:52:07	3362.34	\$ -1010.58	sl 3362.41
226	Sell	18.06.2025 19:45:00	1.15065	4.11	19.06.2025 09:08:40	1.14506	\$ 2298.56	tp 1.14506
228	Buy	19.06.2025 10:30:00	1.14735	3.58	20.06.2025 20:01:40	1.15377	\$ 2243.75	tp 1.15377
146	Buy	20.06.2025 12:10:00	3353.85	0.73	23.06.2025 01:01:00	3391.64	\$ 2698.84	tp 3386.37
192	Sell	23.06.2025 15:20:00	3362.48	0.5	23.06.2025 16:44:02	3382.58	\$ -1013.43	sl 3382.11
80	Sell	25.06.2025 11:00:00	3330.58	1.32	25.06.2025 19:30:47	3330.39	\$ 3.1	sl 3330.38
230	Buy	25.06.2025 14:15:00	1.16117	4.46	25.06.2025 22:01:40	1.16632	\$ 2270.95	tp 1.16632
232	Buy	30.06.2025 17:15:00	1.17248	5.68	30.06.2025 18:47:40	1.17653	\$ 2267.04	tp 1.17653
234	Buy	09.07.2025 16:00:00	1.17154	3.78	10.07.2025 16:52:40	1.1689	\$ -1127.77	sl 1.16890
236	Sell	11.07.2025 17:00:00	1.16885	3.86	14.07.2025 10:56:40	1.16875	\$ 23.76	sl 1.16875
146	Buy	16.07.2025 18:00:00	3338.09	0.53	16.07.2025 18:56:20	3338.19	\$ -3.54	sl 3338.19
158	Buy	22.07.2025 06:45:00	3392.93	1.27	22.07.2025 08:53:56	3384.95	\$ -1034.98	sl 3385.07
188	Buy	17.07.2025 03:20:00	148.222	1.09	22.07.2025 15:47:20	146.896	\$ -969.08	sl 146.896
238	Buy	22.07.2025 16:45:00	1.16996	4.67	22.07.2025 18:59:40	1.17488	\$ 2270.26	tp 1.17488
82	Buy	23.07.2025 09:15:00	3423.58	1.2	23.07.2025 13:15:14	3423.55	\$ -24.14	sl 3423.78
148	Buy	24.07.2025 16:48:00	3370.65	0.51	25.07.2025 11:19:40	3351.29	\$ -1029.13	sl 3351.29
190	Buy	28.07.2025 04:40:00	147.768	5.6	28.07.2025 10:18:40	147.788	\$ 47.78	sl 147.788

84	Sell	28.07.2025 09:35:00	3337.33	1.1	28.07.2025 16:53:49	3309.04	\$ 3093.62	tp 3310.21
86	Sell	29.07.2025 10:00:00	3317.1	1.59	29.07.2025 11:06:07	3323.53	\$ -1048.77	sl 3323.38
194	Sell	29.07.2025 19:00:00	3320.74	0.75	30.07.2025 12:57:51	3334.14	\$ -988.45	sl 3334.07
150	Sell	30.07.2025 13:12:00	3328.07	1.64	30.07.2025 15:54:40	3313.76	\$ 2319.6	tp 3313.76
192	Buy	30.07.2025 13:40:00	148.249	3.23	31.07.2025 10:43:40	149.551	\$ 2855.53	tp 149.551
160	Buy	06.08.2025 04:40:01	3381.61	1.75	06.08.2025 04:52:56	3375.87	\$ -1034.06	sl 3375.90
162	Buy	07.08.2025 03:20:00	3371.01	1.7	07.08.2025 09:42:27	3384.38	\$ 2244.19	tp 3384.17
196	Buy	08.08.2025 15:30:00	3394.71	0.69	08.08.2025 20:59:59	3380.05	\$ -1023.23	sl 3380.32
88	Sell	12.08.2025 11:25:00	3350.98	1.23	12.08.2025 15:30:07	3350.81	\$ 0.31	sl 3350.78
198	Sell	14.08.2025 06:00:00	3362.75	0.84	14.08.2025 17:07:26	3335.8	\$ 2249.73	tp 3335.98
148	Buy	18.08.2025 03:20:00	3337.66	0.7	18.08.2025 16:53:37	3337.85	\$ 1.62	sl 3337.86
194	Buy	19.08.2025 07:00:00	147.835	6.61	19.08.2025 09:03:40	147.609	\$ -1045.1	sl 147.609
196	Buy	20.08.2025 10:40:00	147.56	3.43	20.08.2025 16:54:40	147.13	\$ -1019.61	sl 147.130
240	Buy	25.08.2025 15:00:00	1.17028	5.52	25.08.2025 18:03:40	1.16847	\$ -1031.39	sl 1.16847
90	Buy	26.08.2025 10:40:00	3374.94	1.15	26.08.2025 23:30:00	3390.38	\$ 1756.15	
164	Buy	26.08.2025 03:15:00	3369.32	0.55	26.08.2025 23:30:00	3390.38	\$ 1149.01	
178	Buy	27.08.2025 15:24:00	3380.14	1.53	28.08.2025 11:37:58	3399.72	\$ 2671	tp 3399.64
198	Buy	26.08.2025 05:40:00	147.529	2.64	28.08.2025 13:32:20	146.973	\$ -946	sl 146.973
242	Buy	29.08.2025 17:00:00	1.16686	5.4	01.09.2025 05:57:40	1.17112	\$ 2217.54	tp 1.17112
200	Buy	04.09.2025 06:40:00	148.22	3.31	05.09.2025 15:30:40	147.776	\$ -990.56	sl 147.776
166	Buy	15.09.2025 03:20:00	3642.47	1.29	15.09.2025 03:36:45	3634.75	\$ -1019.35	sl 3634.75
244	Buy	15.09.2025 10:15:00	1.17341	5.4	16.09.2025 05:20:40	1.17767	\$ 2217.36	tp 1.17767
168	Buy	24.09.2025 06:20:00	3761.05	0.94	24.09.2025 13:22:43	3761.22	\$ -1.7	sl 3761.25
202	Buy	24.09.2025 03:40:00	147.8	4.19	24.09.2025 21:32:40	148.8	\$ 2794.9	tp 148.800
200	Buy	02.10.2025 04:30:00	3864.18	0.88	02.10.2025 15:06:17	3889.81	\$ 2238.38	tp 3889.74
170	Buy	02.10.2025 04:25:00	3864.59	0.84	02.10.2025 15:07:10	3891.09	\$ 2209.71	tp 3891.07
180	Buy	30.09.2025 15:54:00	3819.77	0.37	02.10.2025 18:38:24	3819.64	\$ -108.22	sl 3819.87
246	Sell	03.10.2025 21:00:00	1.17337	3.89	06.10.2025 10:43:20	1.16746	\$ 2284.01	tp 1.16746
204	Buy	09.10.2025 16:40:00	152.813	2.07	10.10.2025 18:06:40	152.097	\$ -972.38	sl 152.097
92	Buy	21.10.2025 09:45:00	4338.04	0.44	21.10.2025 10:33:31	4315.62	\$ -996	sl 4315.79
206	Buy	20.10.2025 13:00:00	150.733	3.22	21.10.2025 15:21:40	152.078	\$ 2851.36	tp 152.078
94	Sell	23.10.2025 10:40:00	4099.82	0.25	23.10.2025 16:18:08	4138.73	\$ -977.9	sl 4138.69
172	Buy	24.10.2025 03:00:00	4122.2	0.6	24.10.2025 04:43:44	4122.38	\$ -1.56	sl 4122.40
208	Buy	27.10.2025 16:40:00	153.064	2.97	28.10.2025 03:13:40	152.553	\$ -991.84	sl 152.553
202	Sell	29.10.2025 16:40:00	4006.42	0.42	29.10.2025 21:36:48	3952.89	\$ 2239.9	tp 3953.37
248	Sell	03.11.2025 10:15:00	1.15287	7.75	03.11.2025 18:05:40	1.15277	\$ 32.83	sl 1.15277
150	Sell	03.11.2025 17:30:00	4011.27	0.52	04.11.2025 16:05:44	3965.44	\$ 2392.91	tp 3965.55
152	Sell	06.11.2025 03:10:00	3966.71	0.42	06.11.2025 05:38:08	3990.33	\$ -1000.4	sl 3990.27
204	Sell	06.11.2025 03:10:00	3966.71	0.42	06.11.2025 05:38:08	3990.33	\$ -1000.4	sl 3990.27
210	Buy	07.11.2025 07:20:00	153.222	3.65	11.11.2025 03:09:40	154.41	\$ 2833.66	tp 154.410
250	Buy	10.11.2025 20:00:00	1.15606	4.97	13.11.2025 09:50:40	1.16068	\$ 2031.27	tp 1.16068
212	Buy	13.11.2025 13:20:00	154.738	3.59	13.11.2025 17:35:20	154.309	\$ -1016.03	sl 154.309
154	Buy	18.11.2025 10:10:00	4023.14	0.39	19.11.2025 07:16:33	4084.27	\$ 2350.78	tp 4084.00
252	Sell	18.11.2025 18:00:00	1.15818	3.78	19.11.2025 21:07:40	1.15211	\$ 2280.19	tp 1.15211
174	Buy	20.11.2025 05:10:00	4083.53	0.23	20.11.2025 10:22:49	4040.16	\$ -1002.18	sl 4040.37
254	Sell	20.11.2025 19:45:00	1.15255	4.03	21.11.2025 10:16:40	1.15503	\$ -1014.63	sl 1.15503
256	Sell	21.11.2025 11:15:00	1.1536	5.88	21.11.2025 14:24:20	1.14969	\$ 2265.22	tp 1.14969
214	Buy	28.11.2025 02:40:00	156.329	9.18	28.11.2025 03:03:40	156.349	\$ 71.53	sl 156.349
156	Buy	26.11.2025 17:30:00	4156.93	0.48	28.11.2025 16:40:33	4206.68	\$ 2252.97	tp 4206.49
176	Buy	05.12.2025 04:45:00	4204.95	0.96	05.12.2025 08:13:14	4228.28	\$ 2219.44	tp 4228.28
158	Buy	02.12.2025 21:30:00	4197.51	0.29	05.12.2025 23:17:32	4197.69	\$ -95.26	sl 4197.71
258	Buy	15.12.2025 10:45:00	1.1736	9.8	15.12.2025 15:34:40	1.17595	\$ 2245.44	tp 1.17595
178	Buy	16.12.2025 03:30:00	4311.87	0.77	16.12.2025 04:53:25	4298.82	\$ -1021.43	sl 4298.90
182	Buy	18.12.2025 15:36:00	4328.05	0.72	18.12.2025 16:37:54	4328.03	\$ -17.02	sl 4328.15
216	Buy	19.12.2025 02:20:00	155.681	3.8	19.12.2025 10:02:40	156.852	\$ 2817.94	tp 156.852
260	Buy	19.12.2025 16:00:00	1.17195	5.71	22.12.2025 16:31:40	1.17598	\$ 2213.36	tp 1.17598
262	Buy	23.12.2025 21:00:00	1.1783	5.07	26.12.2025 18:27:40	1.17633	\$ -1269.47	sl 1.17633
264	Buy	26.12.2025 22:00:00	1.17767	6.36	29.12.2025 07:05:40	1.1761	\$ -1096.36	sl 1.17610
96	Buy	07.01.2026 09:50:00	4462.46	0.45	07.01.2026 14:18:53	4440.24	\$ -1009.92	sl 4440.26
206	Buy	07.01.2026 10:40:00	4471.8	0.32	07.01.2026 14:18:53	4441.06	\$ -990.81	sl 4441.26

266	Sell	06.01.2026 11:15:00	1.17179	3.96	08.01.2026 15:51:20	1.16599	\$ 2305.34	tp 1.16599
218	Buy	24.12.2025 15:00:00	156.045	3.11	09.01.2026 09:25:40	157.479	\$ 3145.57	tp 157.479
208	Buy	08.01.2026 15:30:00	4434.83	0.36	09.01.2026 16:11:37	4496.41	\$ 2185.4	tp 4496.37
184	Buy	08.01.2026 14:42:00	4430.46	0.43	09.01.2026 17:09:48	4499.63	\$ 2936.72	tp 4499.55
98	Buy	13.01.2026 10:10:00	4587.61	0.65	13.01.2026 16:48:05	4633.5	\$ 2967.87	tp 4633.39
180	Buy	15.01.2026 04:15:00	4614.36	0.32	15.01.2026 05:22:18	4583.39	\$ -998.4	sl 4583.53
182	Buy	20.01.2026 03:05:00	4668.23	1.09	20.01.2026 06:35:34	4688.78	\$ 2214.45	tp 4688.75
152	Buy	16.01.2026 22:12:00	4593.79	0.17	20.01.2026 10:55:20	4728.49	\$ 2263.8	tp 4728.49
268	Buy	30.01.2026 10:00:00	1.1938	2.28	30.01.2026 17:03:40	1.18942	\$ -1012.22	sl 1.18942
220	Buy	06.02.2026 08:20:00	156.883	4.05	09.02.2026 02:03:40	156.903	\$ 55.06	sl 156.903
186	Buy	11.02.2026 16:12:00	5077.17	0.16	12.02.2026 18:11:44	5017.11	\$ -996.25	sl 5017.14
270	Buy	13.02.2026 18:30:00	1.18681	4.69	16.02.2026 18:53:40	1.18468	\$ -1071.34	sl 1.18468
184	Buy	19.02.2026 03:55:00	4974.45	0.36	19.02.2026 15:02:55	4974.47	\$ -8.24	sl 4974.65
186	Buy	20.02.2026 06:35:00	4995.91	0.68	20.02.2026 08:25:41	5028.69	\$ 2212	tp 5028.65
154	Buy	17.02.2026 21:00:00	4899.2	0.16	20.02.2026 11:23:40	5042.15	\$ 2231.13	tp 5042.15
272	Sell	20.02.2026 15:45:00	1.17629	4.97	20.02.2026 17:01:40	1.1783	\$ -1028.23	sl 1.17830
222	Buy	25.02.2026 05:20:00	155.893	2.79	26.02.2026 03:03:40	155.913	\$ 71.08	sl 155.913
274	Buy	24.02.2026 18:15:00	1.17858	4.87	26.02.2026 17:25:40	1.17868	\$ -165.07	sl 1.17868
210	Buy	24.02.2026 19:10:00	5152.95	0.16	02.03.2026 01:01:00	5309.26	\$ 2434.27	tp 5288.96
224	Buy	27.02.2026 08:40:00	155.95	3.65	02.03.2026 10:15:40	157.164	\$ 2822.66	tp 157.164
276	Sell	04.03.2026 10:30:00	1.15993	3.43	04.03.2026 12:08:40	1.16284	\$ -1018.05	sl 1.16284
278	Sell	10.03.2026 21:15:00	1.16288	2.57	12.03.2026 03:05:40	1.15393	\$ 2305.83	tp 1.15393
160	Sell	16.03.2026 17:40:00	5006.22	0.31	17.03.2026 07:44:40	5037.88	\$ -977.24	sl 5037.68
226	Buy	18.03.2026 03:40:00	159.075	5.49	18.03.2026 07:50:40	158.789	\$ -1016.28	sl 158.789
212	Sell	17.03.2026 09:00:00	5020.11	0.41	18.03.2026 13:35:41	4965.79	\$ 2232.75	tp 4966.27
100	Sell	18.03.2026 10:45:00	5001.19	0.62	18.03.2026 14:06:33	4953.26	\$ 2956.23	tp 4953.34
280	Buy	26.03.2026 10:00:00	1.15666	6.45	26.03.2026 10:52:40	1.15511	\$ -1037.03	sl 1.15511
228	Buy	25.03.2026 03:20:00	158.777	3.72	27.03.2026 18:57:40	159.991	\$ 2889.92	tp 159.991
162	Sell	31.03.2026 10:20:00	4546.43	0.13	31.03.2026 17:02:53	4619.46	\$ -952.37	sl 4619.26
188	Buy	07.04.2026 04:05:00	4661.91	0.23	07.04.2026 04:53:00	4619.4	\$ -983.07	sl 4619.60
214	Sell	06.04.2026 15:20:00	4672.66	0.29	07.04.2026 11:20:55	4672.5	\$ 9.08	sl 4672.46
282	Buy	07.04.2026 08:00:00	1.15382	6.84	07.04.2026 11:57:40	1.15718	\$ 2258.72	tp 1.15718
164	Buy	07.04.2026 17:40:00	4656.16	0.2	08.04.2026 01:39:39	4773.83	\$ 2335.66	tp 4773.64
156	Buy	07.04.2026 17:36:00	4655.35	0.2	08.04.2026 01:39:40	4768.6	\$ 2247.27	tp 4768.60
284	Buy	13.04.2026 10:30:00	1.16968	2.98	14.04.2026 09:53:40	1.17739	\$ 2251.79	tp 1.17739
188	Buy	14.04.2026 14:18:00	4777.07	0.33	15.04.2026 04:16:22	4866.08	\$ 2907.9	tp 4865.99
190	Buy	17.04.2026 05:00:00	4790.44	0.43	17.04.2026 15:48:19	4842.81	\$ 2241.55	tp 4842.44
230	Buy	16.04.2026 09:00:00	158.852	2.66	17.04.2026 16:06:40	158.252	\$ -1006.44	sl 158.252
216	Buy	17.04.2026 05:40:00	4793.5	0.38	17.04.2026 16:07:43	4852.64	\$ 2238.16	tp 4852.38
218	Sell	01.05.2026 21:20:00	4618.07	0.31	04.05.2026 13:06:42	4546.86	\$ 2212.41	tp 4546.95
158	Sell	01.05.2026 22:36:00	4616.61	0.22	04.05.2026 19:08:40	4513.4	\$ 2274.11	tp 4513.40
286	Buy	08.05.2026 08:45:00	1.17368	6.49	08.05.2026 12:21:40	1.17722	\$ 2259.32	tp 1.17722

Report generated by Quant Analyzer